

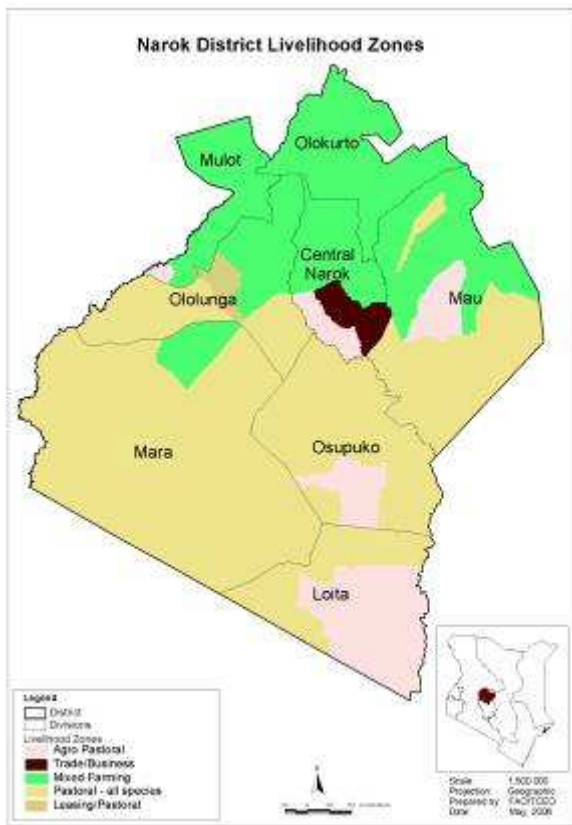


**OFFICE OF THE PRIME MINISTER**  
**MINISTRY OF STATE FOR THE DEVELOPMENT OF NORTHERN KENYA AND OTHER ARID LANDS**  
**ARID LANDS RESOURCE MANAGEMENT PROJECT II**

**DROUGHT MONTHLY BULLETIN, DECEMBER 2008**

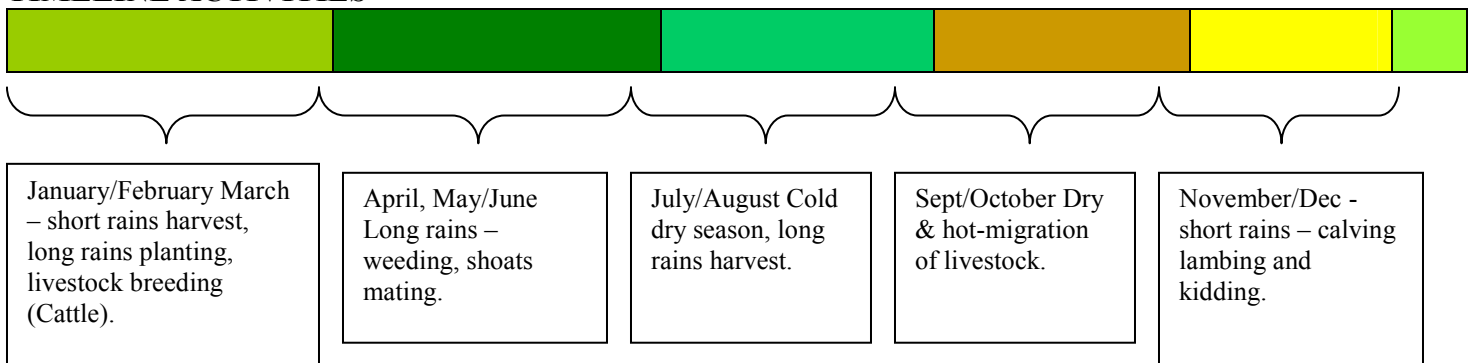
**Narok District**

**Warning Stages**



Livelihood Zone	Warning Stage	Trend
Agro Pastoral	Alert	Worsening
Entasekera, Naroosura, Suswa		
Mixed Farming	Alert	Worsening
Nairragi-Enkare, Mulot		
Pastoral	Alarm	Worsening
Olmesutie, Ntuka, Mosiro, Koyiaki, Oletukat		
Trade		
Narok Town	Alert	Worsening
Leasing/ Pastoral		
Lemek, Ololulunga, Ntulele	Alert	Worsening
Pastoral Tourism		
Koyiaki, Siana	Alert	Worsening

**TIMELINE ACTIVITIES**



## Situation overview

- There were no rains received during the review period.
- Livestock body condition declined, especially for the larger stock. This was mainly attributed to declining water and pasture condition throughout the district.
- Water conditions also declined both in quality and quantity in all the divisions.
- The main sources of water remained major rivers, dams and springs/wells.
- Pasture and browse conditions also declined both in quality and quantity throughout the district. This was mainly due to lack of precipitation and the high temperatures experienced during the review period.
- Worm infestations was reported in various parts of the district, especially among the smaller stock, as well as continued effects of (East Coast Fever) ECF and *Peste des petits ruminants* (PPR).
- Milk production remained low and mainly reserved for children due to the prevailing drought situation.
- Livestock prices declined compared to the previous month. On average cattle traded at Ksh10,000 compared to Ksh 11,500 last month. Goat prices dropped to Ksh1,400, while sheep traded at Ksh1,800 compared to Ksh1,600 and Ksh2,300 respectively last month. This was mainly attributed to declining body conditions and a flooded market due to increased demand for cash.
- Food prices rose compared to the previous month. Maize sold at an average of **Ksh 40** per kilo compared to Ksh35 last month, while beans traded at Ksh86 per kilo and posho Ksh47 compared to Ksh66 and Ksh45 last month. This was attributed to a continued shortage in the market.
- No major human diseases were reported during the review period.
- The nutrition status of children below five years remained within the previous month's range. The percentage of those rated at the risk of malnutrition dropped to 20 from 23 in November. This was due to fewer cases of malaria and common colds compared to the previous month.
- The situation was, however, likely to decline given the prevailing drought conditions.

## Current interventions

### Non-food interventions

#### ALRMP- Narok

- Development and protection of Kimogoro springs in Mulot division.
- Construction of Ilpopong' water pan, Olkiriaine water pan.
- Support to Agriculture and livestock sector.
  - Bee keeping: provision of hives to groups from Central, Osupuko, Ololulung'a and Mara divisions and training of the beneficiaries.
  - Support to livestock upgrading by providing dairy goats to pastoralists.
  - Community trainings in environmental conservation, animal traction, and utilisation of drought tolerant crops (DTC).
  - Training WRUAs in Mulot and Loita divisions.
  - Training District Peace Committees.

### Other partners

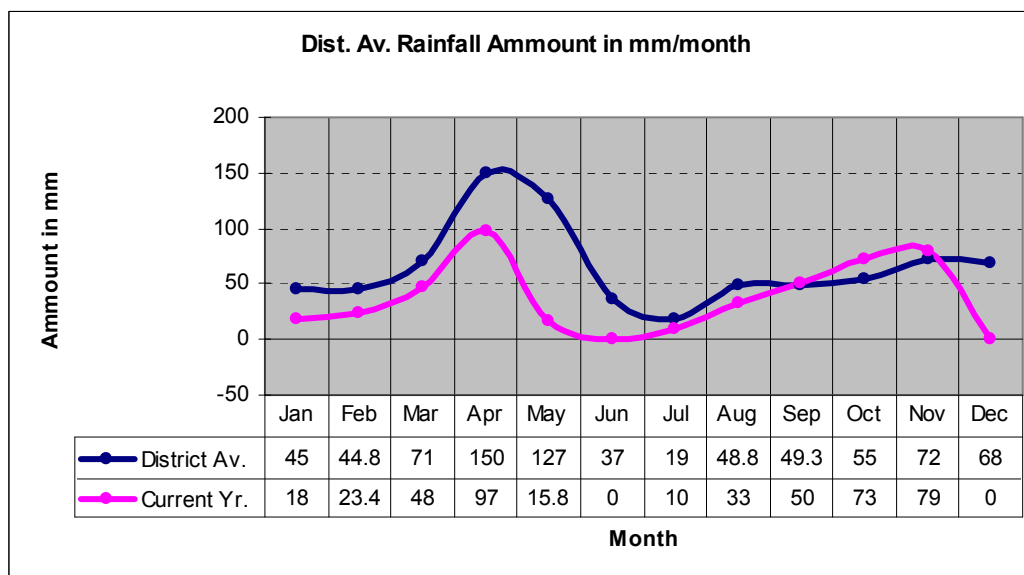
- Ongoing drilling of more boreholes by MoH and Operation Eye Sight International in a district-wide trachoma eradication programme.
- World Vision, World Concern, APHIAII and other institutions supplementing GoK activities in provision of water and capacity building in various divisions.

### Recommendation to DSG and KFSSG

- Need to conduct a rapid assessment to ascertain the exact number of households/people under food stress in the district.
- Need to provide relief food to approximately over 100,000 people suspected to be food insecure, especially in the pastoral and agro-pastoral livelihoods of Narok North and South districts.
- Support to supplementary feeding through provision of hay and other mineral rich livestock feed for the weak animals is recommended.
- School feeding programme, especially for the affected schools that are not currently in the WFP expanded programme.
- Water trucking and livestock off-take in hard hit areas.

## 1. Environmental indicators

### 1.1 Rainfall



- There were no rains in the district during the review period.
- This impacted negatively on the food security situation in the district.

### 1.2 Condition of natural vegetation and pasture

- Pasture and browse conditions declined both in quality and quantity in all the divisions.

- This was mainly due to lack of precipitation for a long period.

### 1.3 Water sources and availability

#### 1.3.1 Use of water sources

- Water conditions also declined in all the divisions both in quality and quantity.
- This was mainly due to the absence of rainfall for a long period as well as high levels of silt in most pans and dams.
- The main sources of water remained mainly major rivers, catchments pools, pans/dams and traditional wells.
- This impacted negatively on the food security situation in the district.

#### Water sources and percentage of households using them, compared to a normal situation.

Water source	1	2	3	4	Others
% Of h/holds depending on the source	40	20	18	18	4
% Of h/holds normally depending on source	25	50	15	8	2

1. Natural rivers 2. Catchment pools/dams 3. Constructed shallow wells/functional 4. Boreholes (functional)

#### 1.3.2 Average distances (kms) to water sources

- Distances to and from water points both for livestock and domestic use increased slightly.
- This was mainly attributed to most dams drying up, pollution due to congestion (human and animals), low levels and lack of recharge.
- This impacted negatively on the food security situation.

#### Average distances to water sources compared to normal situation

Water sources	1	2	3	4	Others
Average Kms to the source	9	6	6	9	4
Normal Kms to the source	4	3	5	8	2

1. Traditional rivers/wells 2. Catchment pools/dams 3. Constructed shallow wells/functional 4. Boreholes (functional)

### 1.4 Emerging issues

#### 1.4.1 Insecurity/conflicts

- Cases human deaths as a result of banditry attacks were reported in Osupuko and Loita Division during the review month.
- Cases of human/wildlife conflicts were also reported, mainly in form of human attacks and predation.

#### 1.4.2 Livestock migration

- Herders were reported to be moving towards Nakuru and Transmara districts and into Tanzania in search of pasture and water.
- Movement of livestock within the district continued as herders moved their livestock away from the wildlife migration corridors, especially in Mara and Osupuko.

- More herders moved from Osupuko and parts of Central divisions to Ololulunga and Upper parts of Central and Mau divisions. This was mainly in search of water and pasture.
- This was, however, normal during the period.

#### **1.4.3 Human migration/displacement**

- No major movement of people was reported during the review period, which was normal during the time of the year.

## **2.0 Rural economy indicators (Food availability)**

### **2.1 Livestock production**

#### **2.1.1 Livestock body condition**

- Livestock body conditions declined compared to the previous reporting period, especially for the larger stock.
- However, shoats got fairly enough in most parts and were relatively better.
- The declining body condition was expected to impact negatively on the food security situation.

#### **2.1.2 Livestock health**

- Worms and ECF remained the major livestock diseases, while cases of PPR also continued to be received in most parts of the district.

#### **2.1.3 Milk production**

- Milk production remained low throughout the district due to declining pasture and water conditions and low calving and kidding rates.

## **2.2 Crop Production**

### **2.2.1 Timeliness and condition of various crop production activities**

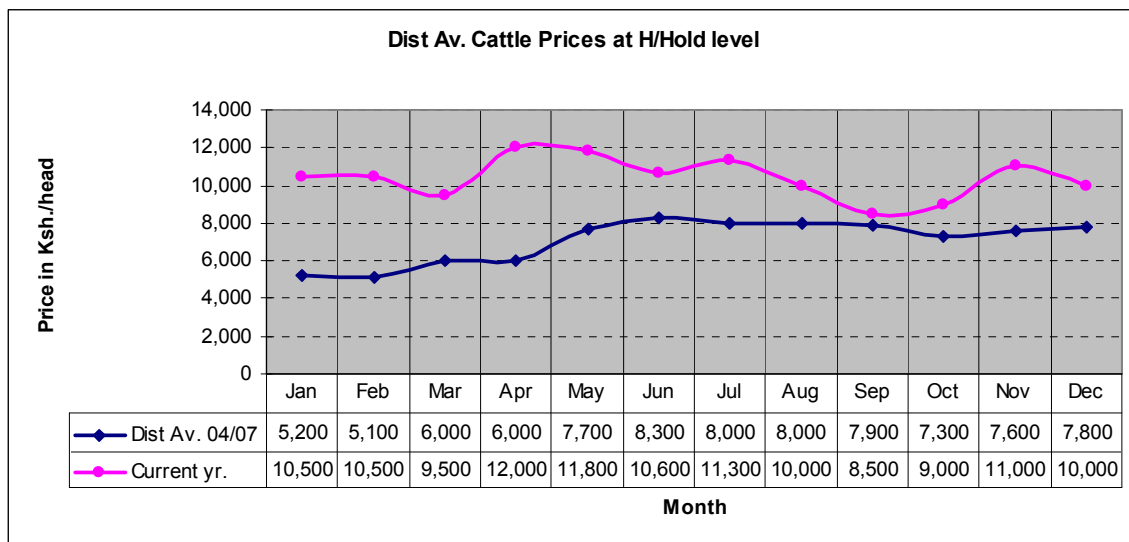
- The only crops in the fields were those under irrigation in areas such as well in Naroosura.
- Land preparation for the planting next season began in some divisions, including central.
- Though the crops under irrigation were doing well access to markets was affected by banditry. The bandit attacks killed the morale of traders, who lost huge amounts to the bandits as the mainly targeted horticultural farmers.

## **3.0 Access to food**

### **3.1 Livestock marketing**

#### **3.1.1 Cattle prices**

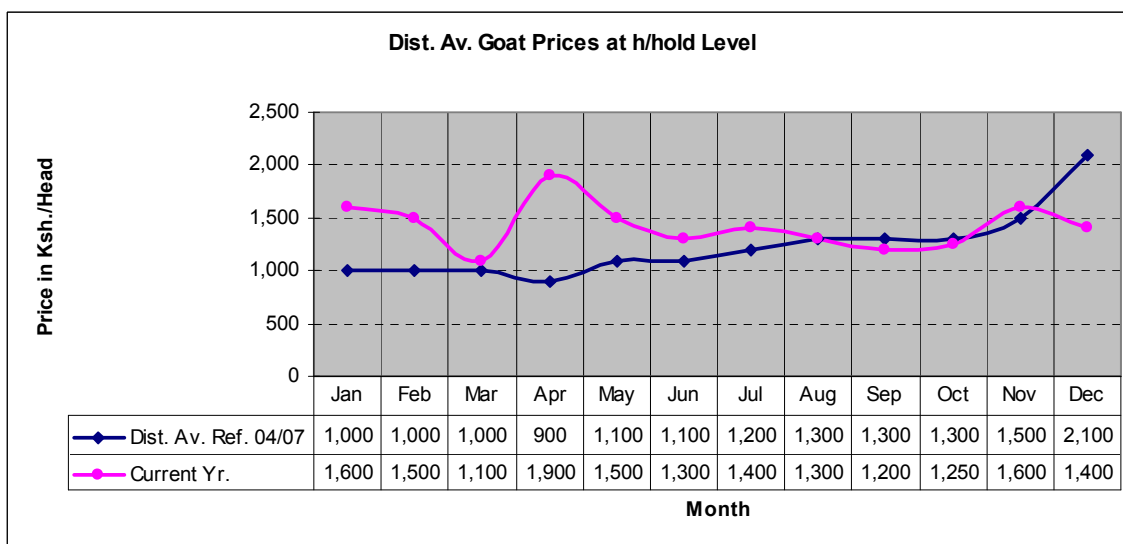
District cattle average prices in Ksh. At the household level



- Cattle traded at Ksh10,000 compared to Ksh11,500 last month.
- This was mainly attributed to declining body conditions and a flooded market.
- However, the price was higher than the long term average of Ksh 7,800.
- Livestock prices dropped among all species.
- This was attributed to declining body condition and increased supply due to demand for cash.

### 3.1.2 Goat prices

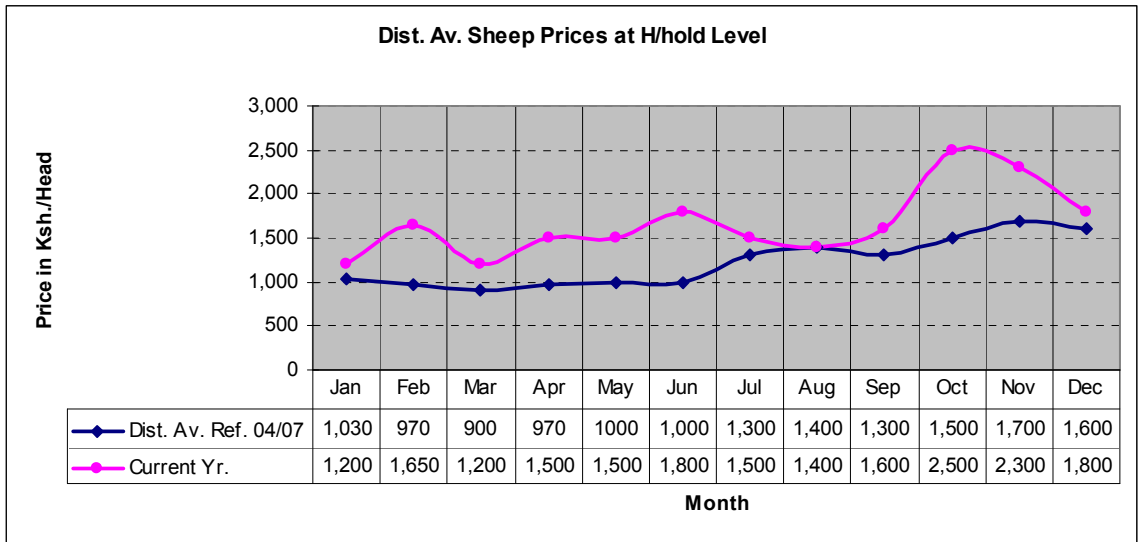
**District average prices of goats at the h/hold level (Ksh.)**



- Goat prices dropped to Ksh1,400 from Ksh1,600 in November.
- The drop was due to declining body condition and increased supply.
- This impacted negatively on the food security situation.

### 3.1.3 Sheep prices

### District average prices for sheep at the household level (Ksh.)

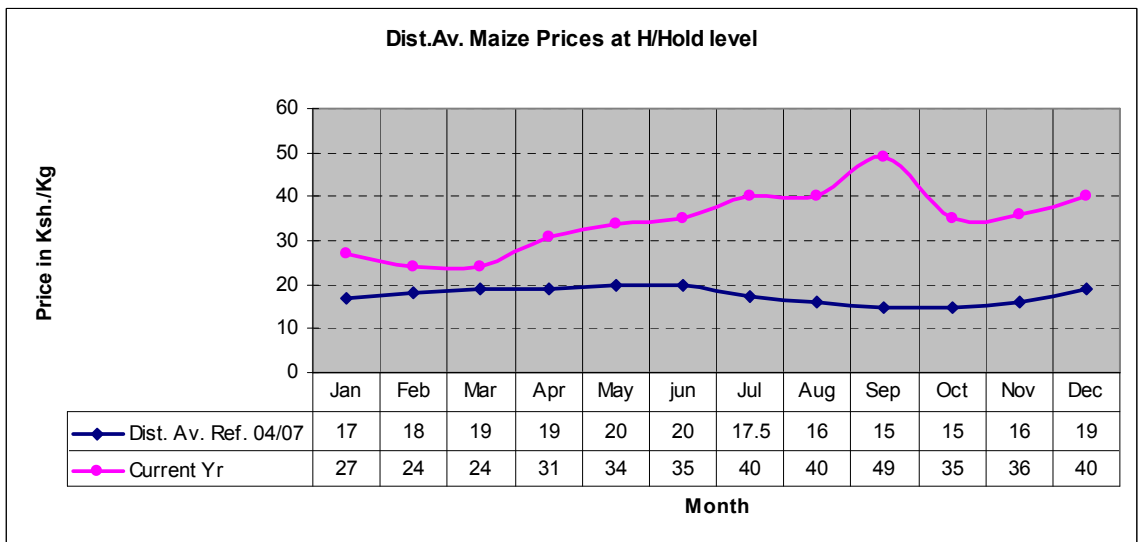


- Sheep prices declined drastically compared to the previous reporting period.
- The average price was Ksh1,800 compared Ksh2,300 in November.
- This was attributed to declining body condition, PPR outbreak and the unfavourable market conditions.
- This impacted negatively on the food security situation.

## 3.2 Crop prices

### 3.2.1 Maize prices

#### Average district maize prices at the household level (Ksh./Kg)

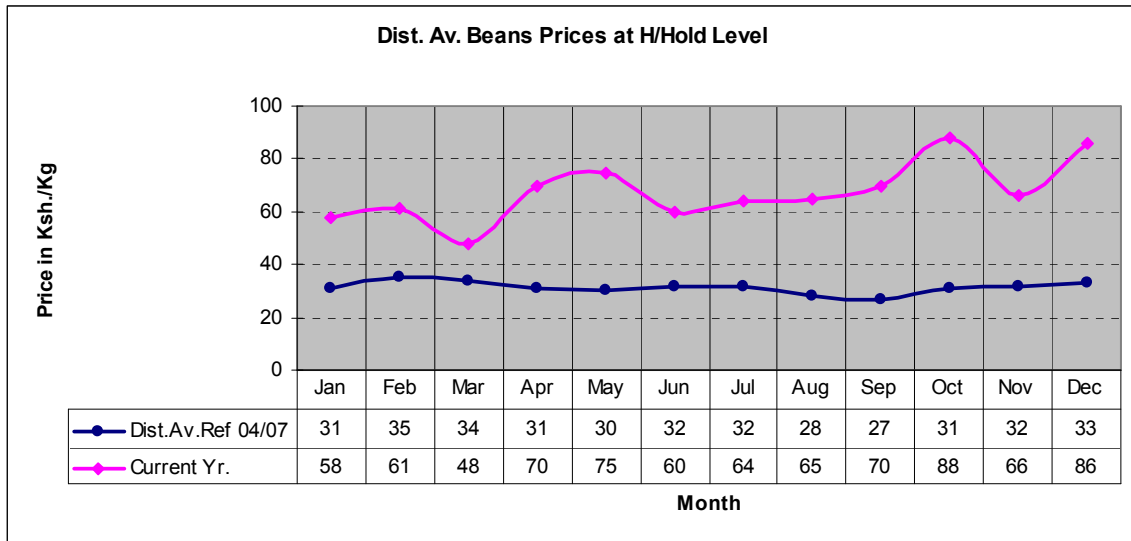


- Maize prices rose compared to the previous reporting period.
- The average price was Ksh 40 compared to Ksh 36 recorded in November.
- This was mainly attributed to scarcity in the market.

- There was also a national outcry on the shortage of maize and this may impact negatively on the commodity prices at the market and household levels.
- This impacted negatively on the food security level.

### 3.2.2 Beans prices

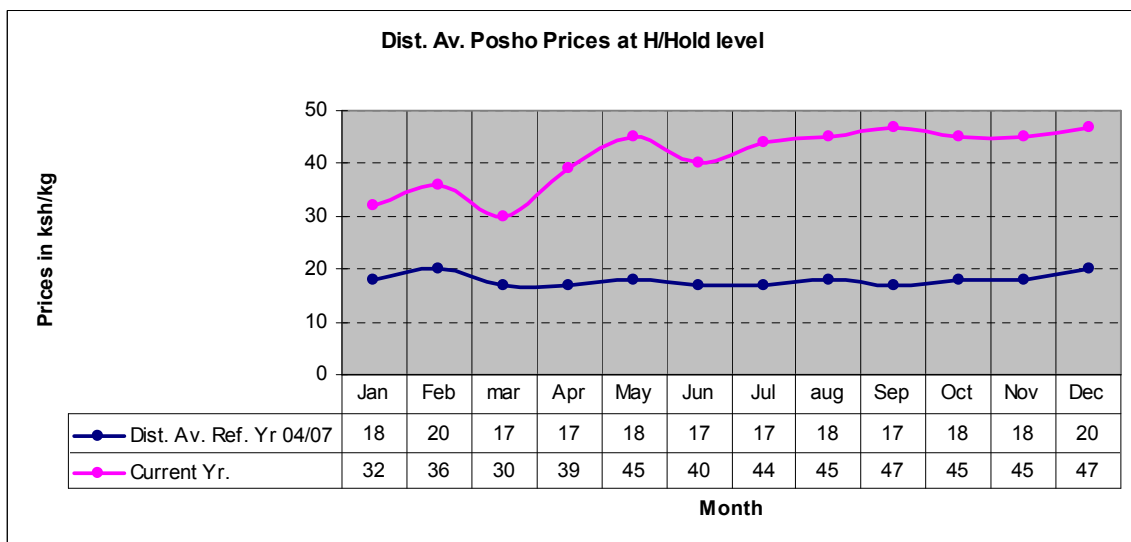
Average beans prices at the household level (Ksh /kg)



- Beans prices rose drastically compared to the previous month.
- The average price was Ksh 86 per kilo compared to Ksh 66 recorded in November.
- This is also attributed to the shortage of the same in the market and households level
- This impacted negatively on the food security situation in the district.

### 3.2.3 Posho prices

Average prices of posho at the district (Ksh/Kg)

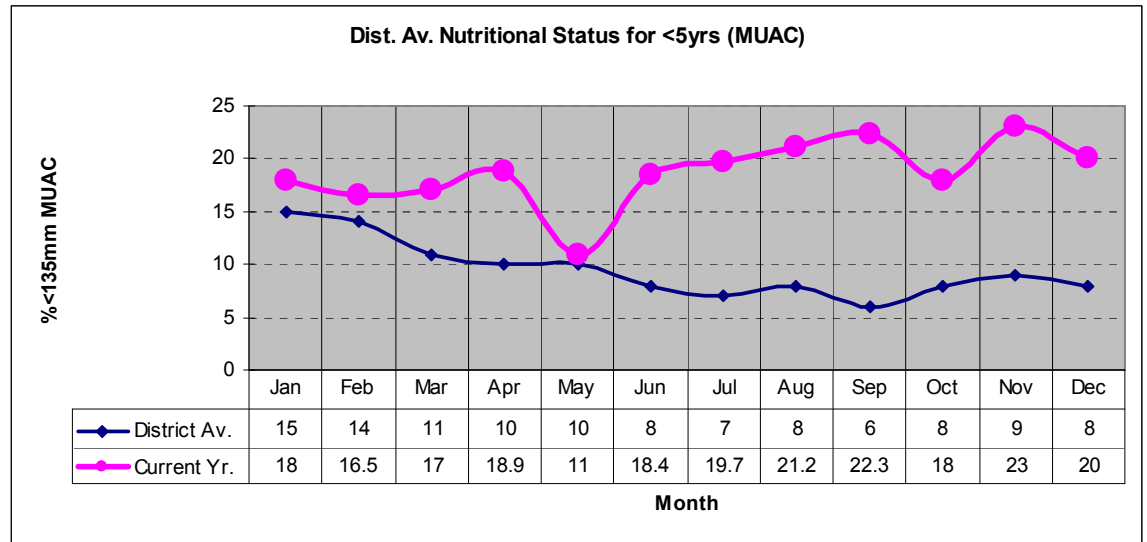


- Posho prices rose compared to the previous month.
- The average price was Ksh 47 compared to Ksh 45 recorded in November.
- This was mainly attributed the low availability of maize and the increase in the prices of maize.
- This impacted negatively on the food security situation in the district.

#### 4.0 Human welfare indicators (Utilisation of food)

##### 4.1 Nutrition status

###### The nutrition status of children (MUAC <135mm)



- The nutrition status of children below five years remained within the previous month's range.
- The percentage of children rated at risk of malnutrition was 20, up from 23 in November.
- This was due to reduced cases of malaria and common colds compared to the previous month.
- However, the situation is likely to decline due to the prevailing drought conditions.

#### 4.2 Human health

- There were no major human disease incidences reported during the review period.

#### 5.0 Current interventions

##### 5.1 Non-food interventions

###### ALRMP- Narok

- Development and protection of Kimogoro springs in Mulot division.
- Construction of Ilpopong' water pan, Olkiriaine water pan.

- Support to Agriculture and livestock sector.
  - Bee keeping: provision of hives to groups from Central, Osupuko, Ololulung'a and Mara divisions and training of the beneficiaries.
  - Support to livestock upgrading by providing dairy goats to pastoralists.
  - Community trainings in environmental conservation, animal traction, and utilisation of drought tolerant crops (DTC).
  - Training WRUAs in Mulot and Loita divisions.
  - Training District Peace Committees.

#### **Other partners**

- Ongoing drilling of more boreholes by MoH and Operation Eye Sight International in a district-wide trachoma eradication programme.
- World Vision, World Concern, APHIAII and other institutions supplementing GoK activities in provision of water and capacity building in various divisions.

#### **6.0 Recommendations**

- Need to conduct a rapid assessment to ascertain the exact number of households/people under food stress in the district.
- Need to provide relief food to approximately over 100,000 people suspected to be food insecure, especially in the pastoral and agro-pastoral livelihoods of Narok North and South districts.
- Support to supplementary feeding through provision of hay and other mineral rich livestock feed for the weak animals is recommended.
- School feeding programme, especially for the affected schools that are not currently in the WFP expanded programme.
- Water trucking and livestock off-take in hard hit areas.