

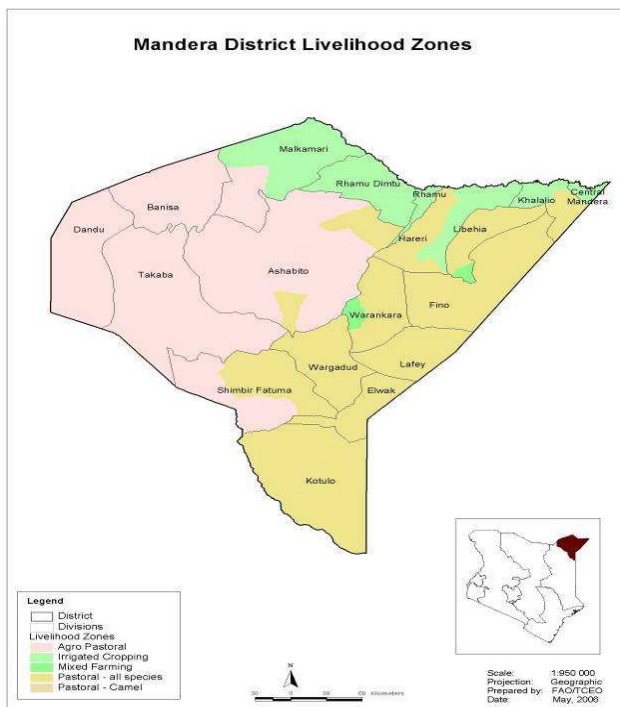


**OFFICE OF THE PRIME MINISTER  
MINISTRY OF STATE FOR THE DEVELOPMENT OF NORTHERN KENYA AND OTHER ARID LANDS  
ARID LANDS RESOURCE MANAGEMENT PROJECT II**

**DROUGHT MONTHLY BULLETIN FOR JUNE 2008**

**MANDERA DISTRICT**

**WARNING STAGES**



Livelihood Zone	Warning stage	Trend
Pastoral- all species	ALARM	WORSENING
Agro pastoral	ALARM	WORSENING
Irrigated Cropping	ALERT	NORMAL

**TIME LINE**

Short Dry Spell (Jilaal)		Long Rainy Reason (Gu')			Long Dry Spell (Hagai)			Short Rainy Season (Deyr)			
January	February	March	April	May	June	July	August	September	October	November	December

## **Situation Overview**

- No rainfall was received during the month of June.
- The main sources of water for the month of June were River Daua, earth pans, underground water tanks, boreholes and shallows wells.
- Water is available in most parts of the District although parts of Takaba and Malka Mari Divisions still depend on water tracking.
- There were cases of highway robberies reported between Wargadud and Elwak Divisions.
- The pastoralists who had migrated with their livestock to Ethiopia during the peak of the 2004 drought and have decided to come back and formed satellite settlements (makeshift villages at Kukub of Banissa Division and Arda Halo of Takaba Division) along the roads and having no water and food and needed to be assisted.
- Pasture quality and quantities are poor and continue to worsen when compared to previous the month and this is due to the long rains which ended prematurely and infestation of the army worms.
- There were migrations of livestock in search of pasture towards Wajir District.
- Livestock body conditions were fair for the month of June.
- The average household prices for Camel and Goats have decreased when compared to the preceding month although sheep prices were stable but cattle prices have increased.
- Increased death cases of goats due to Peste Des Petit Ruminante disease (PPR) have been reported in Dandu Division of Mandera West District.
- The main sources of income for the month of June were sales of livestock and casual labour.
- Cereal and legume prices have increased tremendously as compared to the previous month.
- The average daily wage for this month of June is Kshs 187; compared to last month it increased by Ksh 4.
- Percentage At Risk and Malnourished (ARM) children above 1 year and below 5 years is 16.5%, when compared to last month, it improved by 2.8%. The improvement is due to supplementary feeding and availability of basic drugs.

## **Flagged Areas**

- Vaccinations of PPR disease in Dandu and Central Divisions' in order to stop spreading to other Divisions.

## **Recommendations to DSG**

- Continue water tracking to areas of Takaba, Malka Mari and few parts of East District with acute water stress. Action by DWOs Mandera West, East, ALRMP and other actors.
- Vaccination of Peste Des Petit Ruminante(PPR)disease in Dandu and Central Divisions. Action by DVOs Mandera East, West and other actors.
- There is a need by the provincial administration to curb the highway robberies reported along the Wargadud- Elwak road. Action by the Provincial Administration Mandera West and East Districts.
- Supplementary feeding to continue in order to reduce the malnutrition rates in the District. Action by the MoH, AAH, Islamic Relief and Save the Children (UK ).

- There is need to mobilize and advise the pastoralist communities on livestock off take as the prevailing drought could trigger the collapse of pastoralists economy. Action by the DLPOs and other actors.
- After crops destruction by army worms, most of riverine farmers did not replant their farm due to lack of seeds and need to be assisted. Action by the DAOs, ALRMP, VSF, COOPI,AAH, Islamic Relief and RACIDA.

## **Current Intervention**

### **Non-food aid**

The following interventions were carried out during the month in the District;

- ALRMP and MW&I are currently conducting water trucking in water stress areas of Mandera West District particularly in Malka Mari and Takaba Divisions.
- Red Cross Society has drilled a borehole at Kutulo.
- Red Cross Society also held a disaster response team training at Mandera during the reporting month.

### **Food aid**

- Supplementary feeding by Action against Hunger.
- Therapeutic feeding centers (TFC) in Mandera District hospital by AAH.
- SFP and OTP centres by Save the Children UK in Elwak.
- Distribution of relief food by (EMOP) & COCOP with total beneficiaries of 103,505 persons for the month of June.

## **DSG Meeting & Recommendations**

### **Agenda**

- May Drought Bulletin

### **1. STABILITY**

#### **1.1 Rainfall**

- No rains have been received in entire District during the reporting month.

#### **1.2 Natural vegetation and pasture condition**

- Pasture quality and quantities are poor in all Divisions and continue to decline when compared to previous month.
- The average distance to grazing areas is 7.4Km while average house distance is 4.2Km, and when compared to last month, the average grazing distance has decreased by 2.1Km.

#### **1.3 Water sources and availability**

- Water is available in most parts of the District.
- The current main water sources for the District livelihoods are boreholes, River Daua, shallow wells, underground water tanks and earth pans.
- Western part: Takaba, Malkamari, Choroqo, Hulo and Burduras are areas with water stress and being water tracked.
- In Eastern part: Kabo, Kamor Liban, Sarohindi, Farey, Oda and Omar Jillow are areas with water stress.
- In Central parts: There are no areas with water stress.

#### **1.4 Emerging Issues**

##### **1.4.1 Security issues**

- There are cases of high way robberies between Wargadud and Elwak Divisions reported during the month under review where several travelers were attacked,

robbed and 8 passengers seriously injured after bullets were sprayed on the vehicles they were traveling on.

#### **1.4.2 Migration**

- There was out-migration of livestock towards Wajir District in search of pasture.

#### **1.5 Implication on food security**

- Pasture availability has declined thus worsening the body conditions of livestock resulting to negative food security.
- Decreased livestock prices coupled with high cereal prices impact negatively on pastoral communities' food security hence need food mitigation.

### **2. Availability**

#### **2.1 Livestock production**

- The main livestock reared by the pastoralist are camel, cattle, goats and sheep. Camel and cattle being long term assets while goats are short term assets/current assets.

##### **2.1.1 Livestock body condition**

- Livestock body conditions are fair in the entire District but will worsen in the coming period as this is just the beginning of the long dry spell period.

##### **2.1.2 Livestock diseases**

- There are cases of Peste Des Petit Ruminant (PPR) reported in Central and Dandu Divisions.
- In Dandu Division: increased death cases of goats due to PPR have been reported during the reporting month.

##### **2.1.3 Milk production**

- On general observation, milk was moderately available in the entire District during the month under review although it's expensive.

#### **2.2 Crop production**

##### **2.2.1 Timelines and status of crop production**

- After the destructions of crops by army worms, some farmers have replanted their farms along the riverine and at the moment it's at different stage of crop productions.
- Horticultural crops are doing well and being supplied in Mandera town.

##### **2.2.2 Pest and diseases**

- No major pest and diseases reported during the month under review.

##### **2.2.3 Harvest**

- No harvest made during this month under review in all livelihood zones.

#### **2.3 Implications on food security**

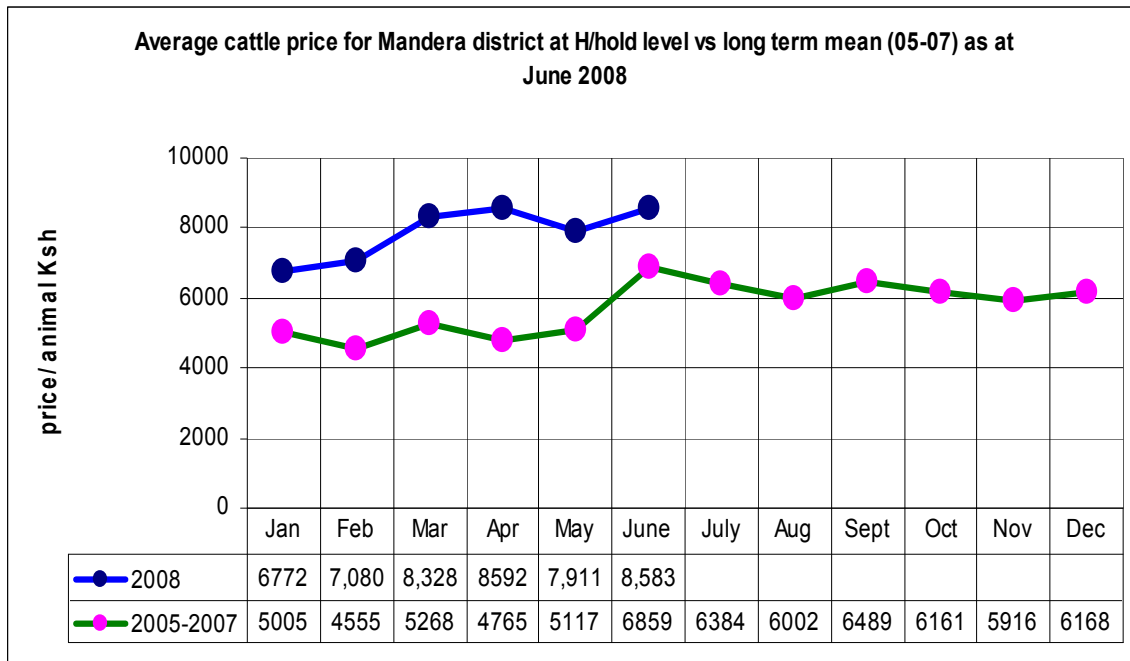
- On Agro-pastoral communities no crops have been planted resulting to food insecurity.

### 3. Access

#### 3.1 Livestock marketing

##### 3.1.1 Cattle prices

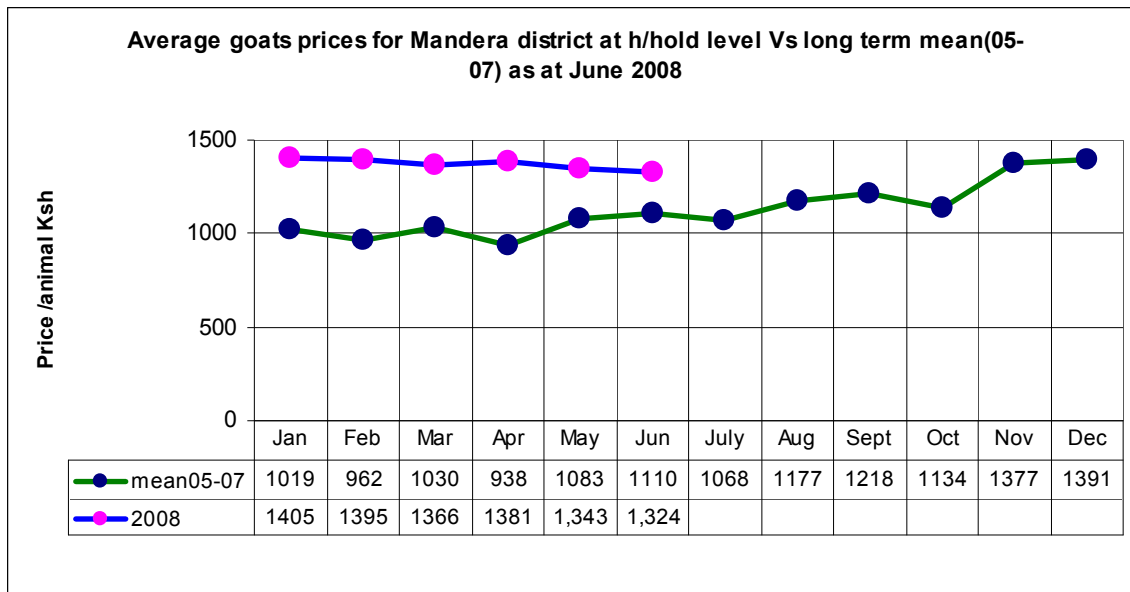
- Average cattle prices for the month of June is Ksh 8,583.
- Compared to last month's price Ksh 7,911, the average price increased by Ksh 672.
- The increased cattle price is due to fair body condition and high market demand.
- Compared to long term mean, the average price is higher by Ksh 1,724.
- The highest price noted in pastoral all species with Ksh 10,533 followed by agro pastoral with Ksh 8,049 and irrigated cropping with Ksh 7,167.



NB: No of Households: 441

##### 3.1.2 Goat prices

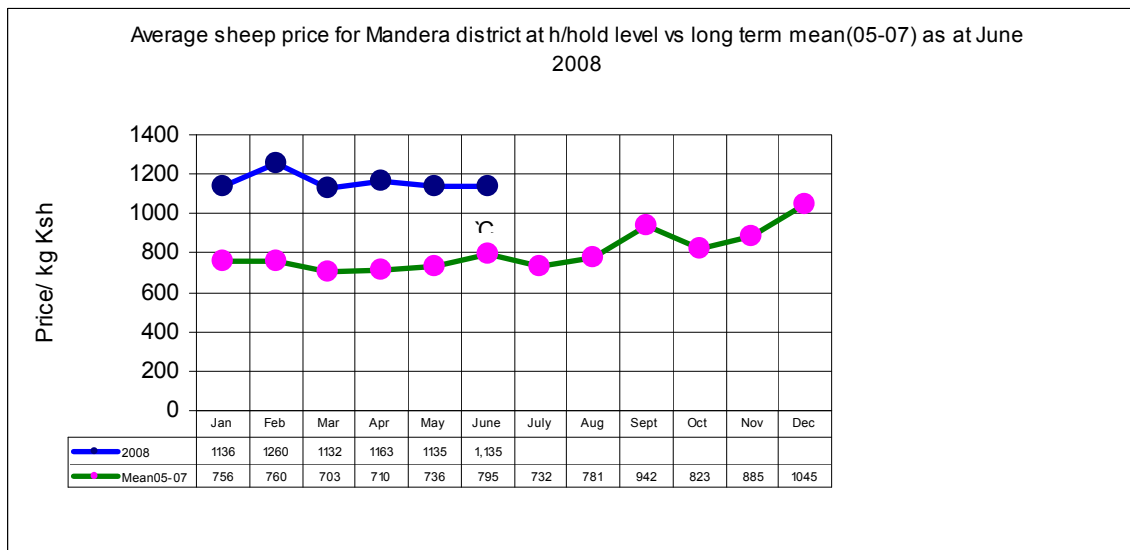
- The average goat price for the month of June is Ksh1,324.
- Compared to last month which was Ksh 1,343 the average price decreased by Kshs 19.
- The decreased price is due to increased goat sales and low market demand.
- The decreased goat prices decreases purchasing power and food security of the household as sales of goats are the main livestock sold to meet every day need for rural households.
- Compared to long term mean, the average price is higher by Ksh 214 in the month of June 2008.
- Goat prices were best in Agro-pastoral with Ksh 1,536 followed by pastoral all species with Ksh 1, 223 and irrigated cropping with Kshs1,214.



NB: No of Households: 441

### 3.1.3 Sheep prices

- The average sheep prices for the month of June are Ksh1, 135.
- The average price was stable as compared to the previous month.
- Compared to long term mean, the average price is higher by Kshs 340 in the month of June 2008.
- The trend is normal for this time of the year.
- The highest average price was noted in Agro-Pastoral with Ksh 1,517 followed by irrigated cropping with Ksh 950 and Pastoral all species with Ksh 939.

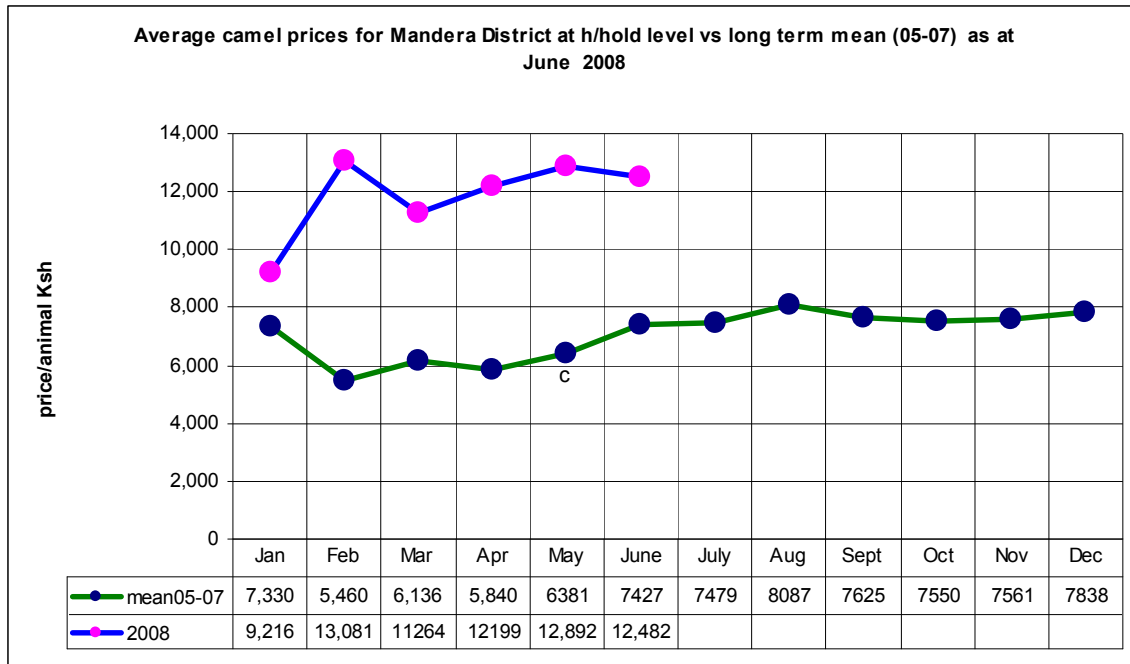


NB: No of households: 441

### 3.1.4 Camel prices

- Average camel price for the month of June was Ksh 12,482.
- Compared to last month, the average price decreased by Ksh 410 for the month of June.
- The decreased price is due to increased sales of camel and low market demand.

- Average price range, highest was in Agro-pastoral followed by pastoral all species.
- On the other hand, the average price for the long term was lower than the month of June by Ksh 5,050 as shown by the table below.



NB: No of households: 441

### 3.2 Livestock sales

- The average sales of goats, cattle, camel and sheep were 263, 61, 35 and 68 respectively with total sales of 427 during the month of June.
- In the previous month sale volume were 478 species of animals.
- The trend has decreased during the month of June as compared to previous month.
- The highest sale for cattle was in agro- pastoral followed by Irrigated, sheep in pastoral all species followed by agro- pastoral zones and goats in Pastoral all species followed by Irrigated and camel in agro-pastoral followed by pastoral all species.
- Most households depended on livestock to meet their basic essential needs.

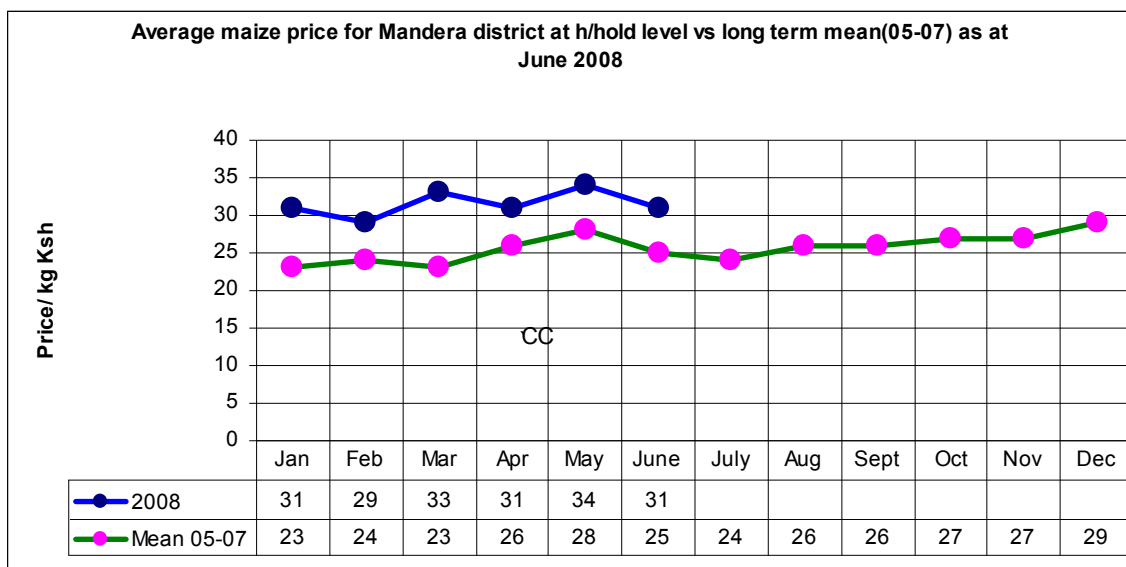
### 3.3 Milk consumption

- In the sampled divisions milk was consumed by everybody during the month of June.

### 3.4 Crop prices

#### 3.4.1 Maize prices

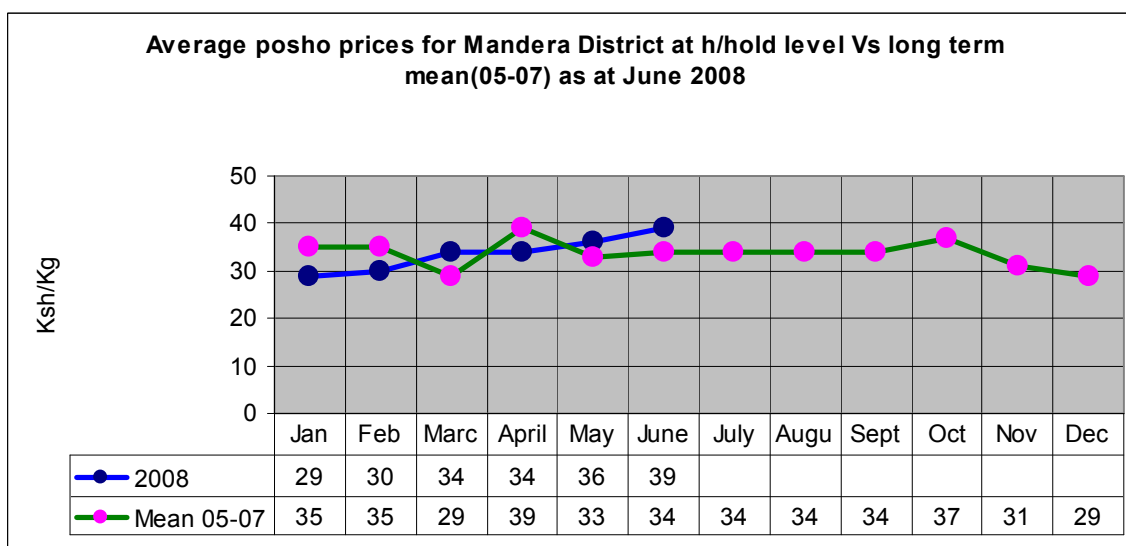
- The observed average maize price during the month of June is Ksh 31/Kg.
- Compared to last month, the average price has decreased by Ksh 3.
- Compared to long term mean price, the average price is higher by Ksh 3 for this month.
- The table below gives more information



NB: No of households: 441

### 3.4.2 Posho prices

- The observed average Posho price during this month was Ksh 39 /kg and compared to last month the average price increased by Ksh 3.
- Compared to long term mean, the average price is higher by Ksh 5.



NB: No of households: 441

### 3.4.3 Other major food crops/ major purchased food

- The food purchased by the communities were oil, rice and sugar
- The observed price for Sugar for the month of June was Ksh 62 (May, Kshs 9), Rice was Ksh 80 for June (May, 75), Oil price was Kshs 134 for June (May 126).

## 3.5 Income

### 3.5.1 Livestock

- The main source of income for all livelihoods for the month under review was sales of livestock and casual labour. The sales rate of camel, cattle, sheep and goats were on average.

### 3.5.2 Crops

- On Irrigated cropping, some farmers have replanted their farms and they are at different stages of crop production

### 3.5.3 Casual labors

- The average daily wage from sampled Divisions was Ksh 187 but from general observations it ranges between Kshs 150 to 250 per day.
- Compared to the preceding month, the average daily wage increased by Ksh 4.
- The highest average income was noted in irrigated cropping followed by agro-pastoral and pastoral all species.

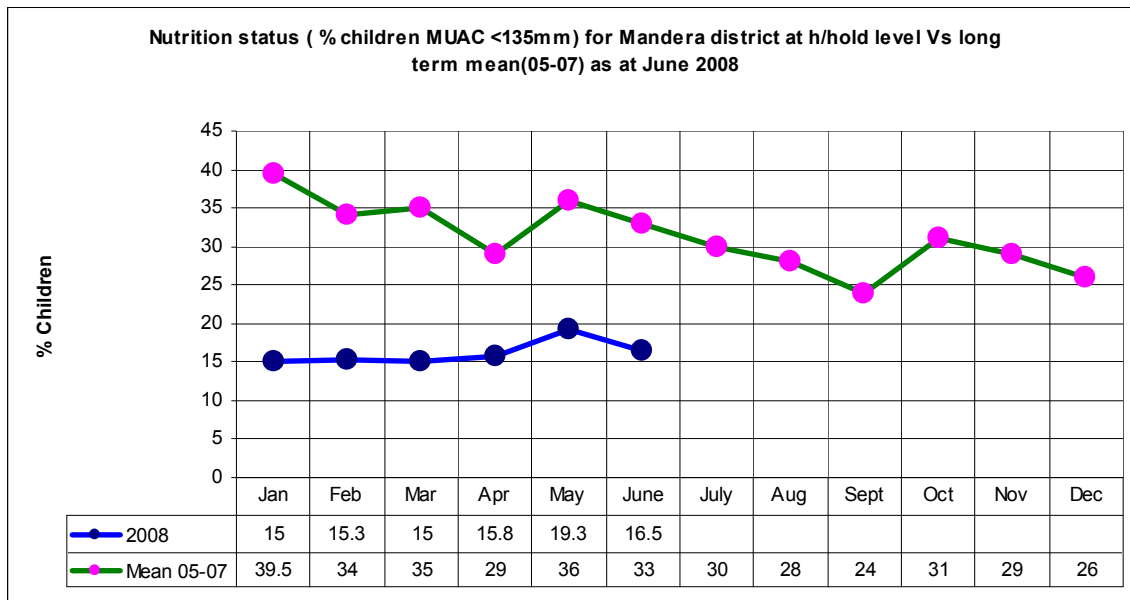
### 3.6 Implications on food security

- Decreased prices of camel and goat prices with increased cereal prices impact negatively on pastoral food security.

## 4. Utilization

### 4.1 Nutrition status

- The average ARM was 16.5% for the month of June.
- The percentage ARM decreased by 2.8% as compared to last month.
- Compared to long term mean, the Malnutrition is down by 16.6 %.
- According to sample areas, Takaba division reported the highest average ARM 19% while lowest was Kutulo division with average ARM of 13.5 % respectively.



NB: Total No of Children: 1,373.

### 4.2 Health

- There was no out break of diseases reported during the month under review.

### 4.3 Flagged Areas

- Vaccinations of PPR disease in Dandu and Central Divisions' in order to stop spreading to other Divisions.

## **5. Current Intervention**

### **Non-food aid**

The following interventions were carried out in the District;

- ALRMP and MW&I are conducting water tracking in water stress areas of Mandera West District particularly in Malka Mari and Takaba Divisions.
- Red Cross Society has drilled a borehole at Kutulo town where it was officially opened by Hon.Min.Mohamed Ibrahim Elmi.
- Red Cross Society also held a disaster response team training at Mandera during the reporting month.

### **Food aid**

- Supplementary feedings by Action against Hunger.
- Therapeutic feeding centers (TFC) in Mandera District hospital by AAH.
- SFP and OTP centres by Save the Children UK in Elwak.
- Distribution of relief food by (EMOP) WFP& COCOP with total beneficiaries of 103,505 persons for the month of June.

### **5.1 Other coping strategies**

- The current coping strategy is provision of relief food and supplementary feeding for the vulnerable groups of the communities in the Divisions.
- Causal works act as secondary coping strategy for the agro-pastorals & pastorals
- The trends have not changed as compared to last month.

## **6. Recommendations to DSG**

- Continue water tracking to areas of Takaba, Malka Mari, and few parts of East District with acute water stress. Action by DWOs - Mandera West, East, ALRMP and other actors.
- Vaccination of Peste Des Petit Ruminante(PPR)disease in Dandu and Central Divisions. Action by DVOs Mandera East, west and other actors.
- There is a need by the provincial administration to curb the highway robberies reported along the Wargadud- Elwak road and to deploy enough security personnel in the hotspot areas, speed up investigations and bring the culprits to book. Action by Provincial Administration Mandera West and East Districts.
- Supplementary feeding to continue in order to reduce the malnutrition rates in the District. Action by MoH, AAH, Islamic Relief and Save the Children (UK).
- There is need to mobilize and advice the pastoralist communities on livestock off take as the prevailing drought could trigger the collapse of pastoralists' economy. Action by the DLPOs and other actors.
- After crops destruction by army worms, most of riverine farmers did not replant their farm due to lack of seeds and need to be assisted. Action by the DAOs, ALRMP, Islamic Relief, AAH, RACIDA and COOPI.