

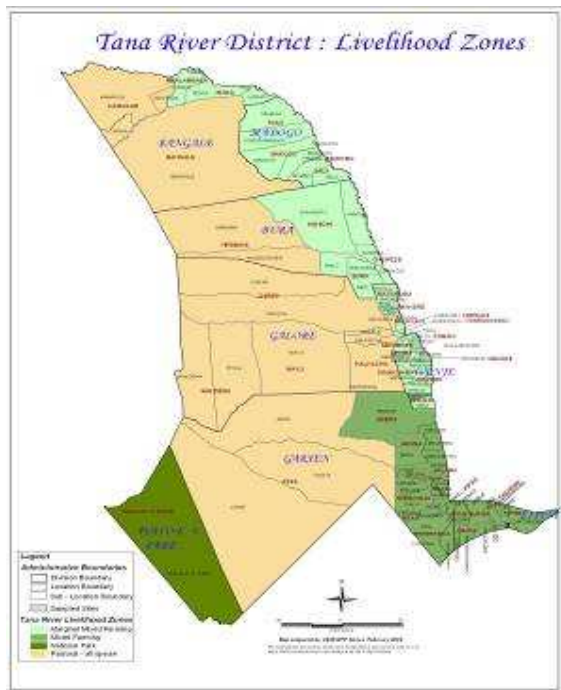


**OFFICE OF THE PRIME MINISTER  
MINISTRY OF STATE FOR THE DEVELOPMENT OF NORTHERN KENYA AND OTHER ARID LANDS  
ARID LANDS RESOURCE MANAGEMENT PROJECT II**

**DROUGHT MONTHLY BULLETIN FOR JUNE, 2008  
TANA RIVER DISTRICT**

**TANA RIVER DISTRICT**

**WARNING STAGES**



LIVELIHOOD ZONE	STAGE	TREND
Mixed Farming Zone	Alert	Worsening
Marginal Mixed Farming Zone	Alert	Worsening
Pastoral Zone	Alert/ Alarm	Constant
DISTRICT	Alert/Alarm	Worsening

**TIME LINE**

<ul style="list-style-type: none"> <li>Milk yield drops</li> <li>Livestock move towards dry seasons grazing areas</li> </ul>			<ul style="list-style-type: none"> <li>High milk yield</li> <li>Livestock move towards the traditional wet season grazing areas.</li> <li>High Calving and lambing rates.</li> </ul>			<ul style="list-style-type: none"> <li>Low milk availability</li> <li>Livestock move towards the fall back dry seasons grazing areas (riverine and delta)</li> </ul>			<ul style="list-style-type: none"> <li>High Milk yield</li> <li>Livestock move back to the traditional wet season grazing areas.</li> <li>Calving rates increases</li> </ul>		
Short dry spell			Long rains			Long dry spell			Short rains		
Jan	Feb	Mar	Apr	May	Jun	Jul	Aug	Sept	Oct	Nov	Dec
↓ Short rains harvest			↙ ↘ Planting/weeding			↓ Long rains harvest			↙ ↘ Planting/Weeding		

## **Situation Overview**

- The Early Warning System indicates that the drought situation is at the alert/alarm stage.
- The coastal areas continued to receive some rains, the northern and hinterland areas however remained dry.
- The water situation remained fair in the areas where the rains were received. This includes the Mixed Farming and parts of the marginal Mixed Farming zones. Most of the Pastoral areas are faced by water deficits and may need water tracking.
- The condition of natural vegetation and pasture is generally rated fair as the large trees are still green while pasture is available in the traditional grazing areas.
- Livestock body and health conditions are still rated fair to good, however incidences of CCPP continued to be reported in Bangale (Buwa,) Bura (Nanighi) and parts of Galole.
- The prices of all livestock species generally stabilized while food commodities almost remained constant to that of last reporting period.
- There was a general drop in both milk production and consumption at the household level.
- Crops are at different stages of development. A few farmers especially in parts of Mixed Farming zone (Kipini )are currently consuming green maize however most farmers in Tarasaa and Garsen have their crops at weeding stage though most of them were affected by floods from excessive rains (Approximately more than 3000 acres of maize, grams and bananas were affected).
- Currently the number of households being rated as food insecure especially in the agro-pastoral communities is on the rise and this is expected to continue until after the expected harvest in July/August.
- There was a general rise in the percentage of under-fives rated At Risk of being malnourished as the percentage rose to 15.1% from 12.8%.
- Malaria related and other communicable diseases are expected to be on the rise owing to the present weather conditions.
- Unusual early migration of livestock towards the delta and ukambani has caused a lot of tension in those areas. Three people were killed after the pastoralists and farmers at the border of Tana River and Mwingi clashed. Other forms of conflicts include that of human/wildlife conflicts mostly reported in the farming communities.

## **Recommendations to DSG/KFSSG**

- Enhance food aid in the agro-pastoral areas as the current situation indicates general food stress.
- Need to carry out vaccination campaign as CCPP cases continue to be reported in many areas of the District.
- Enhance supplementary and therapeutic feeding especially in the flagged areas.
- Human/wildlife conflict should adequately be addressed to reduce incidences of crop destruction, livestock predation and human attacks.

## **Current interventions**

### **Non-Food aid**

- Water and Sanitation activities by the Kenya Red Cross.
- Rehabilitation of both Bura and Hola irrigation schemes going on.
- Construction of Dams at Doke and Kamagur by ALRMP-II – construction going on.
- Food for Assets – sensitization and identification of projects has started in Galole Division.
- Support to farming groups by provision of farm tools and pump sets by ALRMP-II.
- Support to orphans through construction of Children’s home by ALRMP-II – construction of dormitory almost complete.

### **Food aid**

- Emergency Food Aid (EMOP) still going on and targeting Bangale, Madogo, Bura and Galole Divisions. There is gradual shift to Food for Assets implementation.
- Supplementary and therapeutic feeding programmes in hospitals and outreach programmes by the MOH, UNICEF, WFP and Red Cross.
- School feeding programme in all primary schools.

- Food Aid by the GOK kit in parts of the Tana Delta.

## 1. Environmental indicators (Stability)

### 1.1 Rainfall

- The mixed farming and parts of the marginal mixed farming continued to receive some rains with the coastal areas reporting substantial amounts, most of the northern parts of the marginal mixed farming and hinterland pastoral areas however remained dry.

*Rain fall figures recorded in respective livelihood zones are as below.*

Zone	Amount (mm)
Mixed Farming Zone (Garsen/Kipini)	106.0mm
Marginal Mixed Farming Zone (Hola)	48.3mm
Pastoral Zone (Wayu/Bangale)	44.0mm

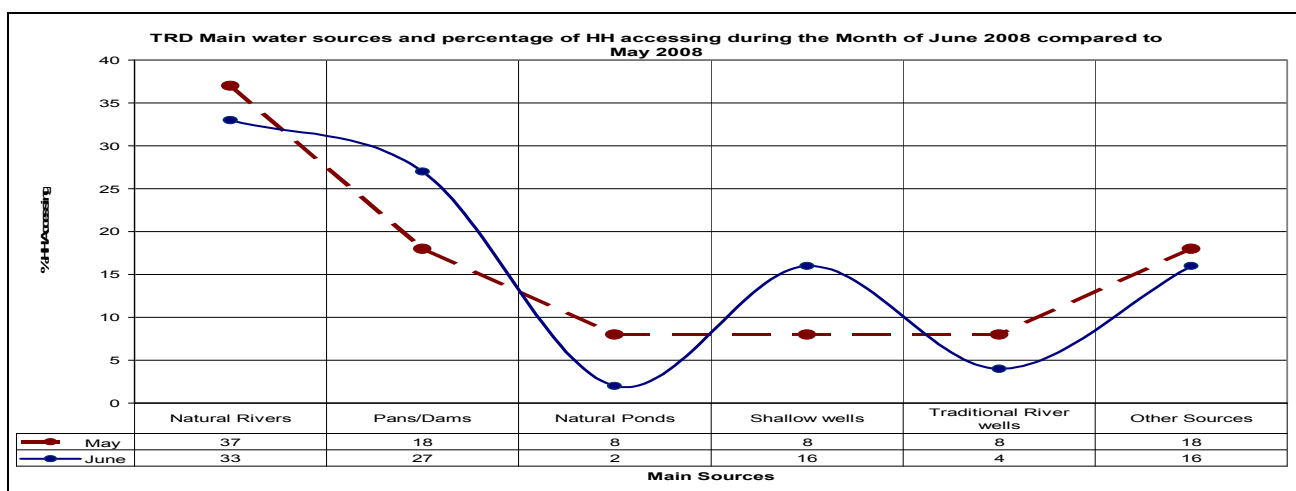
- Temperatures are relatively low recording between 22°C to 27°C.

### 1.2 Condition of natural vegetation and pasture

- The condition of natural vegetation and pasture is generally rated fair as the large trees are still green while pasture is available in the traditional grazing areas. The situation is however expected to deteriorate owing to the ongoing climatic conditions.
- No significant change was observed in the distances and time to grazing areas as they remained within the range of 1km – 7km on average.
- Distances to grazing areas are expected to increase as most of the pastoral dominated areas received negligible rains and may begin to face stress of the range resources.

### 1.3 Water sources and availability

- The water situation remained fair in the areas where the rains were received. This includes the Mixed Farming and parts of the marginal Mixed Farming zones. Most of the Pastoral areas are however faced by water deficits and may need assistance through water tracking. Areas currently faced by water stress include Assa in Garsen, Wayu in Galole and Parts of Bangale.
- The average distances and time to water sources from the households also remained within the range of 0.5hrs to 3hrs.



## **1.4 Emerging issues**

### **1.4.1 Insecurity/conflict /human displacement**

- High incidence of migration of livestock towards Ukambani and the delta has created a lot of security tension. Insecurity incidences reported during the month include clashes between the pastoralists and farmers at the border of Tana River and Mwingi which left at least three people dead. Other incidences are conflicts between the Degodia and Wardei over access to watering points in Bangale.
- The drought situation being experienced in the pastoral dominated areas of Assa has forced movement of whole households towards the delta areas of Garsen. Approximately 400 households are reported to have moved.
- Human/wildlife conflicts in terms of crop destruction are on the rise. Recent incidences reported in the riverine areas of Madogo and Bangale is of a herd of elephants which invaded several shambas and wiped maize crops leaving at least more than 20 households food insecure.

### **1.4.2 Migration**

- There is high incidence of migrations from the northern and hinterland areas towards the delta and parts of Ukambani (Mwingi, Kitui). This is rather unusual as although migrations are expected during this season this time round it has started much earlier than normal.

## **1.5 Implications on food security**

- Though the pastoral food security is expected to improve as the range resources are still rated fair in most parts of the district, recovery has been hampered by high incidence of migrations and insecurity earlier reported.

## **2. Rural economy indicators (food availability)**

### **2.1 Livestock production.**

#### **2.1.1 Livestock body condition**

- Livestock body and health conditions are still rated fair in all livelihood zones. Body stress may be observed in the pastoral areas where the range has started depleting due to poor rains observed during the long rains season.

#### **2.1.2 Livestock diseases**

- Incidences of CCPP continued to be reported in Bangale (Buwa,) Madogo (Sala), Bura (Nanighi) and parts of Galole while tsetse infections and worms was widely reported in the mixed farming areas.

#### **2.1.3 Milk production**

- Milk production and consumption at the household level recorded declining trends. This could be due to high incidence of livestock moving away from the traditional settlements to better pastured areas.

## **2.2 Crop production**

### **2.2.1 Timeliness and condition of various crop productions**

- Crops are at different stages of development. A few farmers especially in parts of the Mixed Farming zone (Kipini) are currently consuming green maize however most farmers in Tarasaa and Garsen have their crops at weeding stage. Most of them were however affected by floods from excessive rains. Approximately more than 3000 acres of Maize, Green grams and bananas were affected and scotched in the floods.
- In the northern parts of the marginal mixed farming areas (Bura and Madogo) though the crop is at tussling stage it may not sustain to full maturity due to effects of the harsh climate currently being experienced in those areas.

### 2.2.2 Pests and diseases

- Incidences of grasshoppers and stalk borers on maize were reported in the marginal mixed farming zone and mixed farming areas.

### 2.2.3 Harvests

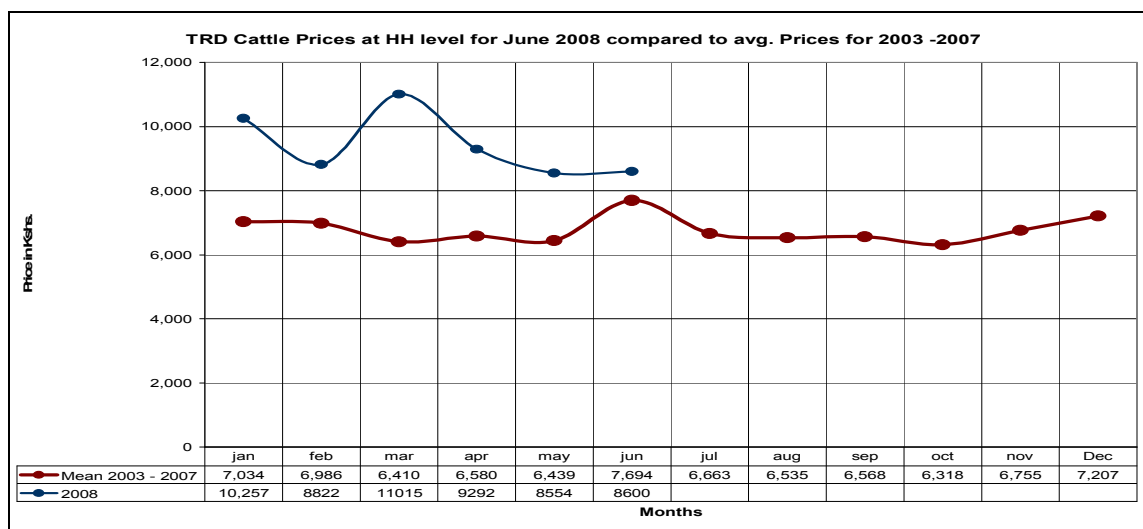
- Mango harvesting is still going on in most parts of the district. Farm gate price is however very low reported at Ksh.1.50 to Ksh.2 a piece, while in some areas of Tarasaa and Kipini, sales have been hampered by inaccessibility due the poor conditions of the roads.

### 2.2.4 Implications on food security

- The above indicators reflect negatively on the food security as the milk production is on downward trend, no harvests are being realized while crops (bananas) that would sustain the livelihoods have been affected by floods.
- Sell of mangoes has also been hampered by inaccessibility due to the poor road conditions.
- This period until expected harvest season (July/August) is rated the most stressed period for the agronomists in terms of food availability.

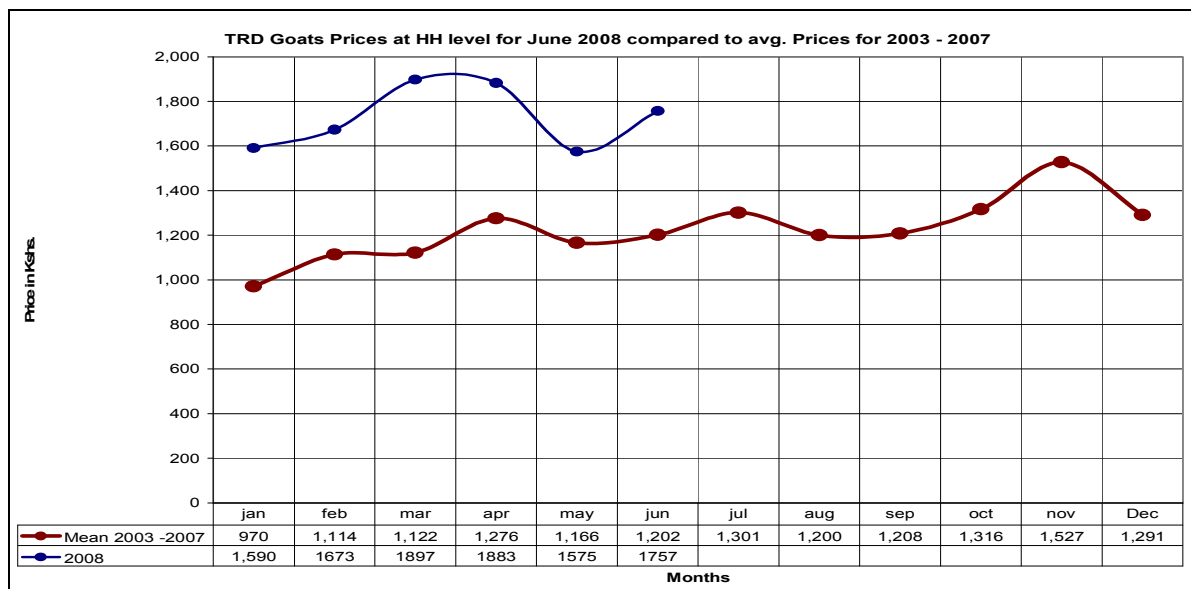
## 3. Livestock marketing

### 3.1 Cattle prices



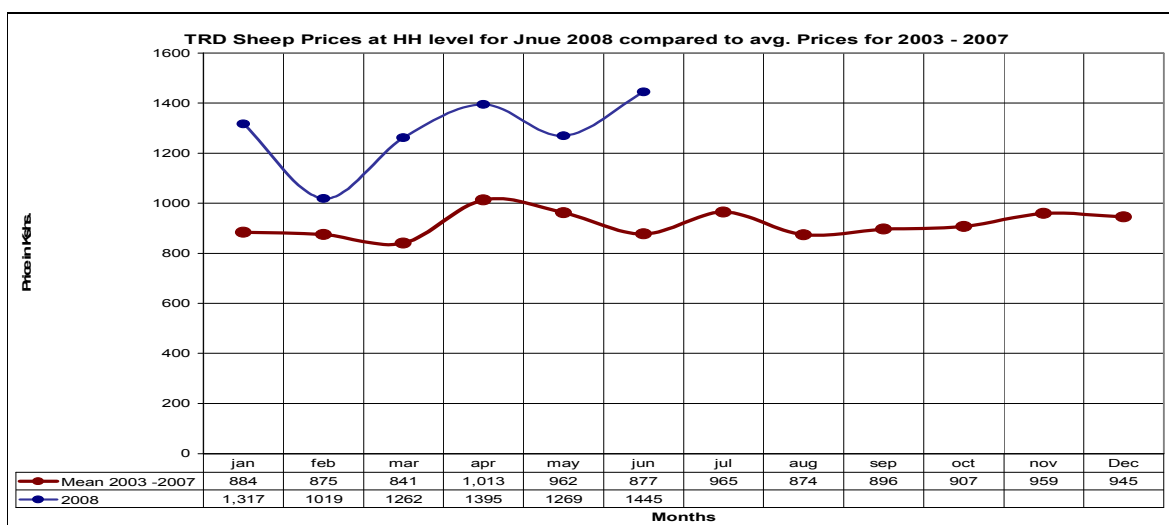
- The price of cattle stabilized to Ksh 8, 600 from last months Ksh 8, 554.
- This price is above the long term seasonal average price of Ksh 7, 694 recorded during the period 2003 -2007.
- This is an anticipated situation as the prices are expected to rise due to favourable body and market conditions.

### 3.2 Goat prices



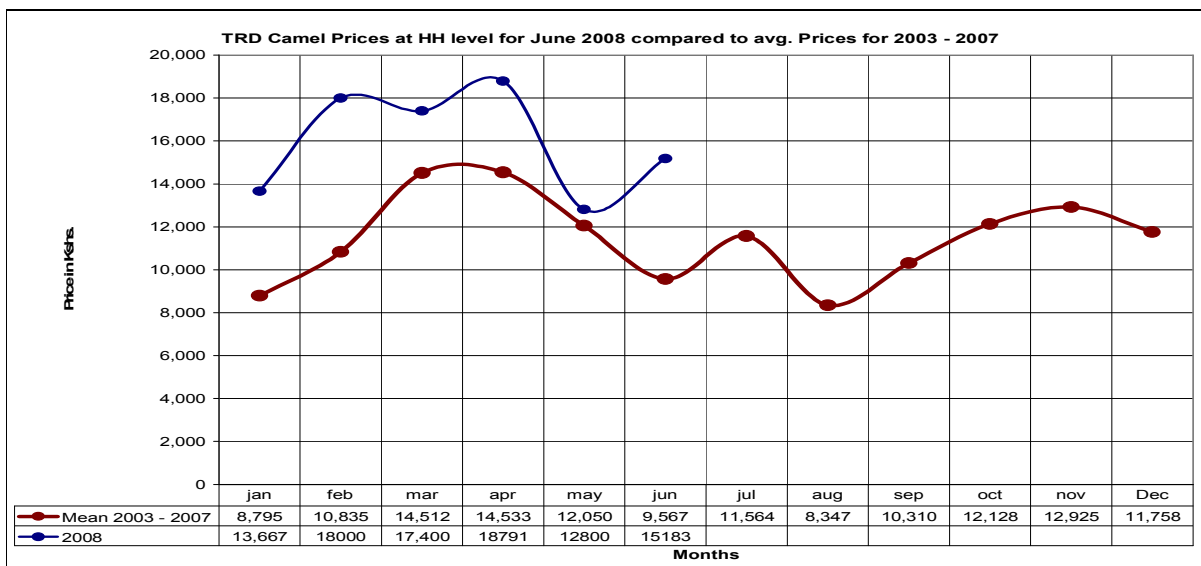
- During the month the price of goats rose to Ksh 1, 757 from Ksh 1, 575 of last reporting period.
- The price is higher than the long term seasonal average price of Ksh.1, 202 recorded during the period 2003 – 2007.
- This is a normal situation at this time of the year.

### 3.3 Sheep prices



- The price of sheep also rose to Ksh 1, 445 from Ksh.1, 269 of last month.
- The prices so observed are above the seasonal average prices of Kshs. 962 observed during the period 2003 – 2007.
- High prices are anticipated at this time of the year.

### 3.4 Camel prices



- During the month the price of camel stabilized to Ksh.15, 183 from Ksh.12, 800 of last month.
- The price so observed is higher than the long term seasonal average price of Ksh.9, 567 recorded during the period 2003 – 2007.
- Rise in prices at this time of the year is anticipated; however the price of camel is unpredictable as it is dictated by the market conditions and the size of animal being offered.

### 3.5 Livestock sales

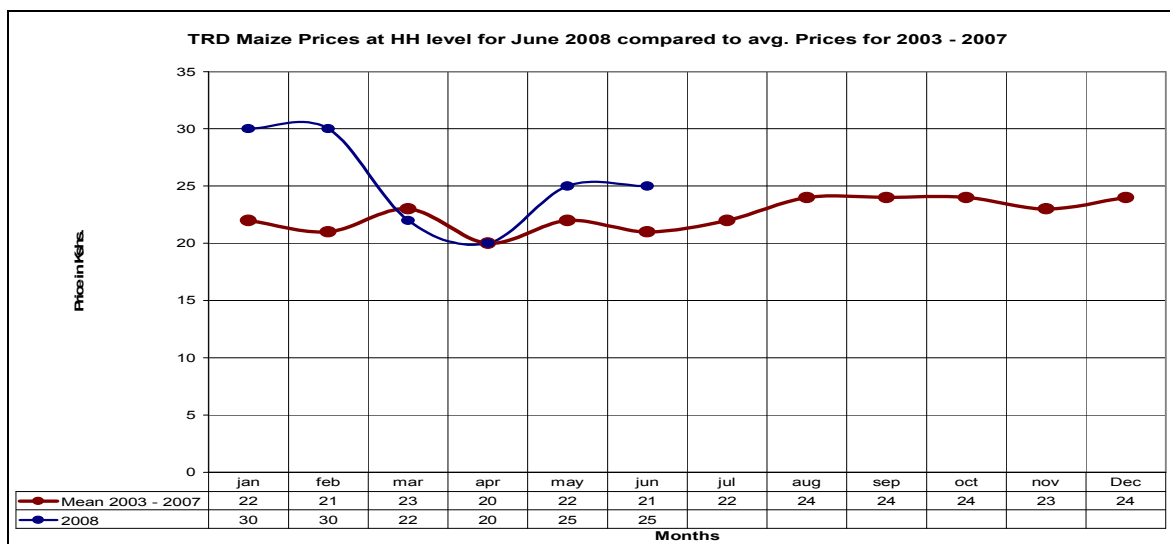
- During the month the sales rate of all species of livestock dropped.
- This is anticipated at this time of the year.

#### 3.5.1 Milk consumption

- Milk consumption at the household level declined. This may be due to the migration highlighted earlier.

### 3.6 Crop prices

#### 3.6.1 Maize prices



- No significant variation was reported in the price of maize as it almost remained at Ksh.25.
- The observed price is above the long term seasonal average price of Ksh.21 which was recorded during the period 2003 – 2007.
- Though no significant change was observed in the price of maize, the prices of other food commodities were reported to be exorbitant.

### 3.7 Income

#### 3.7.1 Crop income

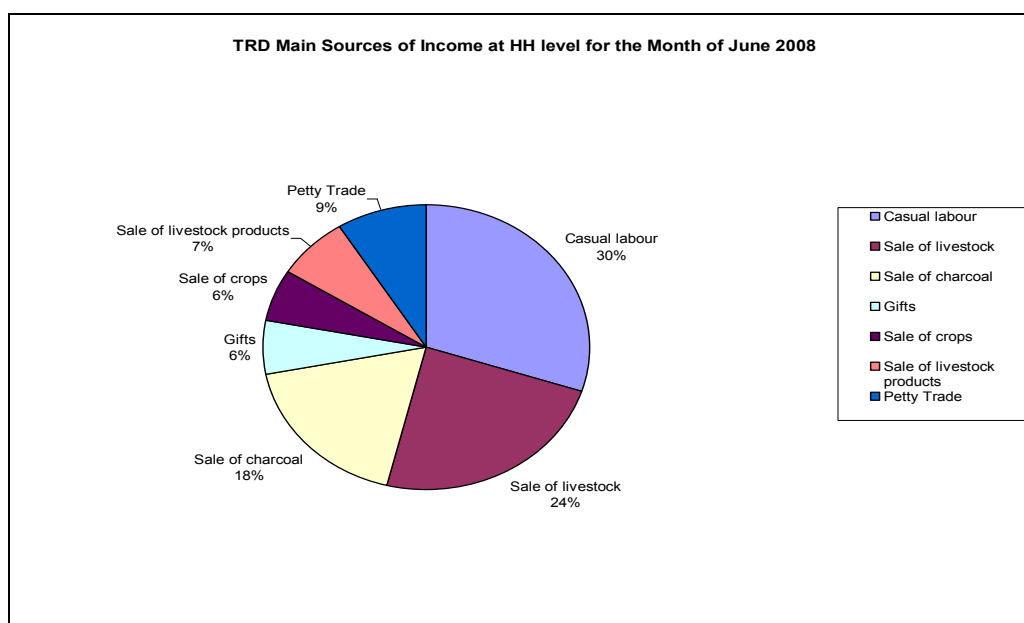
- There was a substantial increase in the incomes realized from sale of crops as during the month the percentage rose by 6%. This could be due to sell of mangoes earlier reported.

#### 3.7.2 Livestock income

- No significant change was recorded in the incomes being derived from the sale of livestock and livestock products as it remained at 30%.

#### 3.7.3 Other income

- Apart from sale of crops and livestock, other sources of income include; casual labour 30%, petty trade 9%, sale of charcoal 18%, and gifts/remittance 6%.



### 3.8 Implications on food security.

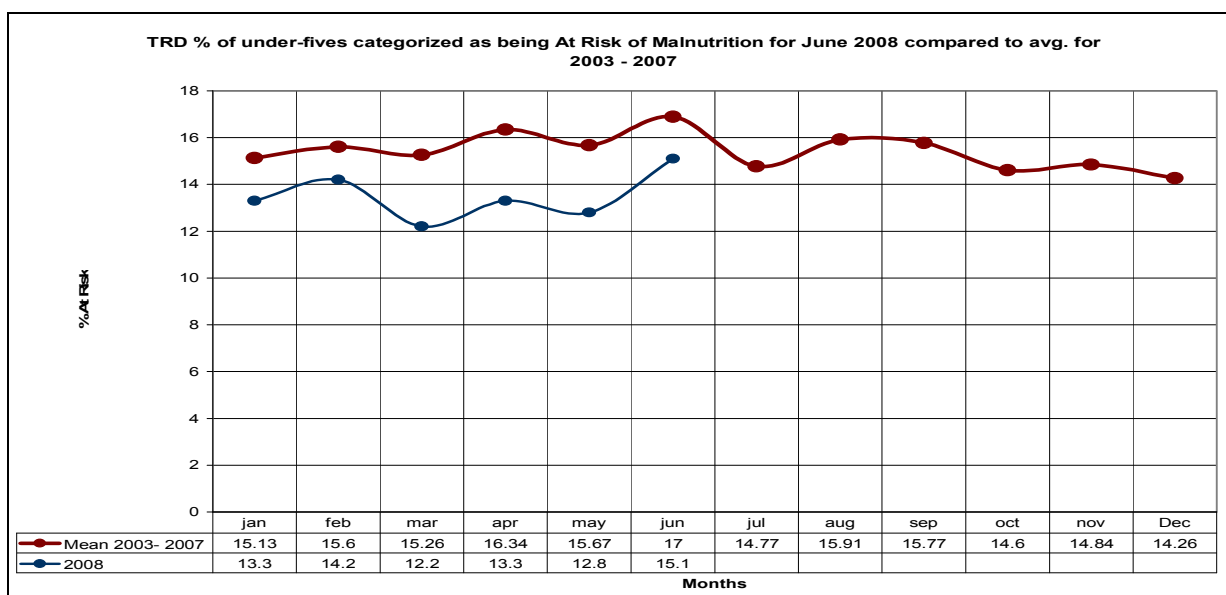
- Though livestock prices have stabilized, no meaningful impact has been realized on the pastoral food security as sales have declined while food commodities are extra ordinarily high.
- On the other hand, sale of mangoes which would have improved the food security is faced by lack of market therefore fetching very low farm gate prices and poor transportation due to the conditions of the roads after the rains.

## 4.0 Welfare indicators (Utilization of food)

### 4.1 Nutrition status

- There is a general increase in the percentage of under-fives rated as being At Risk of Malnutrition based on the MUAC observations as during the month the percentage rose to 15.1% from 12.8% of last reporting period. This could have been attributed to the present food stress being faced in most parts of the district and observed decline in milk yield.
- The current rates are however lower when compared to the long term seasonal rates of 17.0% recorded during the period 2003 -2007.

- Flagged areas include; Bangale (Buwa) 24%, Bura (Nanighi) 26.6%, Madogo (Sala) 20.0% and Garsen (Tarasaa) 17.2%.



## 4.2 Human health

- Malaria related diseases still rated highest reported and on the rise. Other common diseases are URTI, Bilharzia and water borne diseases.

## 5. Current intervention measures and coping strategies

### 5.1 Non-food interventions

- Water and Sanitation activities by the Kenya Red Cross
- Rehabilitation of both Bura and Hola irrigation schemes going on
- Construction of Dams at Doke and Kamagur by ALRMP-II – construction going on.
- Food for Assets – sensitization and identification of projects has started in Galole division.
- Support to farming groups by provision of farm tools and pump sets by ALRMP-II
- Support to orphans through construction of Children’s home by ALRMP-II – construction almost complete.
- Enhancing food security through community micro-projects by the Ministry of Livestock – a total of 4.4 million was released to 10 community groups

### 5.2 Food aid

- Emergency Food Aid (EMOP) still going on and slightly up scaled to 37,457 from 35,537 people receiving at 75% ration size Targeting Bangale, Madogo, Bura and Galole Divisions. There is gradual shift to Food for Assets implementation.
- Supplementary and therapeutic feeding programmes in hospitals and outreach programmes by the MOH, UNICEF, WFP and Red Cross.
- School feeding programme in all primary schools.
- Food Aid kits by the GOK in parts of the Tana Delta.

### 5.3 Other coping strategies

- Resort to casual labour.
- High dependency on forest products (charcoal and wood products).
- Migrations in search of better pasture and water.
- Reduced number of meals and less preferred foods.

#### 5.4 Recommendations

- As the current situation indicates general food stress in most of the agro-pastoral areas, there is need to enhance food aid until next harvest season expected in July/August when the situation is expected to improve. *Action: KFSSG/District Steering Group/Partners/Communities.*
- Need to carry out vaccination campaign as CCPP cases continue to be reported in many areas of the district. *Action: DVO/District Steering Group/Partners/Communities.*
- Enhance supplementary and therapeutic feeding especially in the flagged areas. *Action: MOH/District Steering Group/Partners/Communities.*
- Human/wildlife conflict should adequately be addressed to reduce incidences of crop destruction, livestock predation and human attacks which are currently on the rise. *Action: KWS/District Steering Group/Partners/Communities.*