

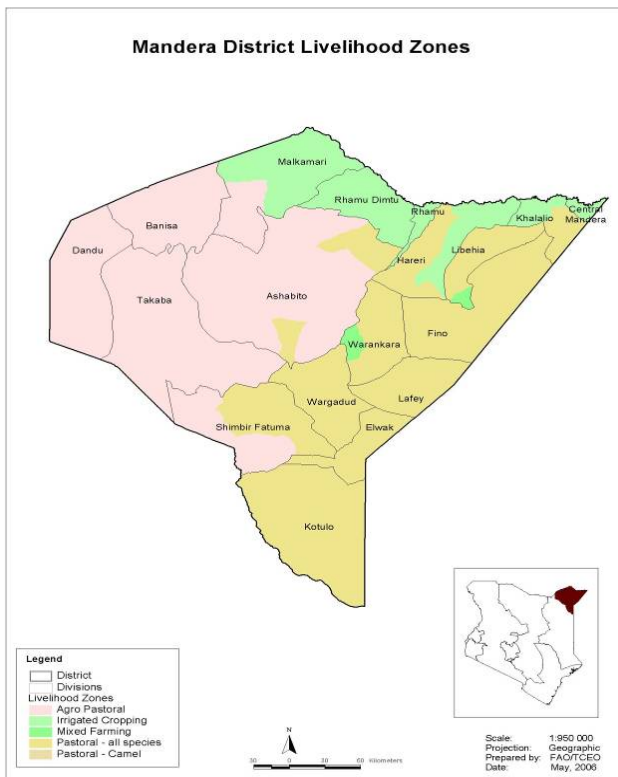


**OFFICE OF THE PRIME MINISTER
MINISTRY OF STATE FOR THE DEVELOPMENT OF NORTHERN KENYA AND OTHER ARID LANDS
ARID LANDS RESOURCE MANAGEMENT PROJECT II**

DROUGHT MONTHLY BULLETIN FOR MAY 2008

MANDERA DISTRICT

WARNING STAGES



Livelihood Zone	Warning Stage	Trend
Pastoral All Species	Alert	Worsening
Agro Pastoral	Alert	Worsening
Irrigated Cropping	Alert	Worsening

TIME LINE

Short Dry Spell (Jilaal)		Long Rainy Reason (Gu')			Long Dry Spell (Hagai)			Short Rainy Season (Deyr)			
Jan	Feb	Mar	Apr	May	Jun	Jul	Aug	Sept	Oct	Nov	Dec

Situation Overview

- Light showers have been received in Central and some parts of Finno Divisions during the last day of the month.
- The main sources of water for the month of May were River Daua, earth pans, underground water tanks, boreholes, and shallows wells.
- Water is available in most part of the District, although Takaba and Malka Mari Divisions have acute water shortage and need to be water tracked to stop suffering as short term measure. There is a need to carryout an intensive hydrological survey to look for permanent water sources to avert the crisis as a long term measure.
- There was army worms' infestation reported during the first and second weeks of May which has destroyed most of vegetation, grass and crops that farmers have planted during the onset of long rainy seasons.
- No security issues reported during the month under review.
- Pasture quality and quantities has declined in comparison with the previous month, due to the army worms' invasion.
- Migration of livestock in search of pasture towards Safo, Kabo, Suthal, Wachu bale, Gutayu and Wajir District.
- Livestock body conditions were good for the month of May.
- The average household livestock prices have reduced in comparison with the preceding month, due to low market demand.
- Livestock sales and casual labour were the main sources of income in May.
- Reduced livestock prices coupled with high cereal prices impacted negatively on pastoral communities' food security, hence need for food aid.
- The average daily wage for May was Kshs 183.00; decreasing by Kshs 1.00 from last month.
- Malnutrition rates for the under five years increased to 19.3%, from last months 15.8%.
- The drought situation in the District is **ALERT** and trends are **WORSENING**.

Flagged Areas

- *Takaba and Malka Mari are in acute water stress, hence water tracking should be continued in order to mitigate the water crisis.*
- *Reduced livestock prices coupled with high cereals prices impact negatively on pastoral community food security and need food aid intervention.*

Recommendations to DSG

- Support water tracking to Takaba, Malka Mari and other Divisions with acute water stress. **Action-DWO-Takaba, Aridlands and other actors.**
- There is a need to support the Ministry of Health to carry out a nutritional survey in areas with high level of malnutrition: **Ministry of Health, Aridlands, AAH, and other actors.**
- Scale up the targeting levels of ongoing food aid by EMOP/WFP to cover the vulnerable categories of pastoral communities: **Action-WFP, and DSGs.**
- Supplementary feeding to continue in order to contain increasing levels of malnutrition: **Action MOH, AAH, Islamic Relief and Save the Children (UK).**

Current Intervention

Non-food aid

The following interventions were carried out in the District during the month of May:

- ALRMP was conducting water trucking to water stress areas of Mandera West District particularly in Malka Mari Division.

Food Aid

- Supplementary feedings by Action against Hunger.
- Therapeutic feeding centers (TFC) in Mandera District Hospital by AAH.
- SFP and OTP centres by Save the Children UK in Elwak.
- Distribution of relief food by COCOP with a total of **71,805** persons benefiting.

DSG Meeting & Recommendations

Agenda

- April Drought Bulletin

1. Stability

1.1 Rainfall

- Little showers have been received during the last day of the month in Central and Few parts of Fino Divisions of Eastern District. The showers were insignificant to trigger recovery.

1.2 Natural vegetation and pasture condition

- Pasture quality and quantities have declined in most Divisions as compared to April, 2008 and this is as result of army worms that defoliated most of the grass and vegetation during the first & second week of the month.
- Most of the animals have migrated in search of pasture towards Safo and Kabo in Eastern Wachu , Wachu bale and Dandu in Western and Gutayu and Suthal in Elwak Division of Central and Wajir District
- The average distance to grazing areas is 9.6 Km while average house distance is 6.5 Km, and when compared to last month, the average grazing distances have decreased by 1.1 Km from last month.

1.3 Water sources and availability

- The current main water sources for the district livelihoods are boreholes, River Dua, shallow wells, underground water tanks and earth pans
- Western part: Takaba and Malkamari Divisions whose main water sources are earth pans that hardly hold adequate water to last the households to the next season. The situation makes these divisions vulnerable to water shortages hence relying on water trucking support.
- In the Central and Eastern parts of the District water is available.

1.4 Emerging Issues

1.4.1 Security issues

- There were no incidences of insecurity reported during the month under review.

1.4.2 Migration

- In the Eastern parts: livestock have migrated in search of pasture towards Safo and Kabo of Warankara and Lafey Divisions respectively.

- In the Western Parts: livestock have migrated in search of pasture towards Dandu and Wadu bale which is between Guba and Banissa Divisions.
- In the Central parts: livestock have migrated towards Gutayu and Suthal area of Elwak Division and Wajir District.

1.5 Implication on food security

- Availability of pasture has declined leading to the long distances of trekking for animals impacting negatively on livestock body conditions a situation that may not be favorable to pastoralist's economy.
- Reduced livestock prices coupled with high cereal prices have impacted negatively on the pastoral communities' food security.

2.0 Availability

2.1 Livestock production

- The main livestock reared by the pastoralist communities are camel, cattle, goats and sheep. Camel and cattle being long term assets while shoats are short term assets.

2.1.1 Livestock body condition

- The livestock body conditions are good across the District but declining pasture may negatively impact on the body condition in the coming period.

2.1.2 Livestock diseases

- CCPP out break in shoats and diarrhea continued to be reported across the District.

2.1.3 Milk production

- Milk was available in the entire District during the month under review.

2.2 Crop production

2.2.1 Timelines and status of crop production

- The army worms have destroyed all crops planted in the agro pastoral and irrigated zones.

2.2.2 Pest and diseases

- Army worms' infestation was reported in the entire District.

2.2.3 Harvest

- No harvests were made during the month of May in all livelihood zones.

2.3 Implications on food security

- Army worms destroyed all the crops in the irrigated cropping zone, thus resulting to negative food security at the households' level.

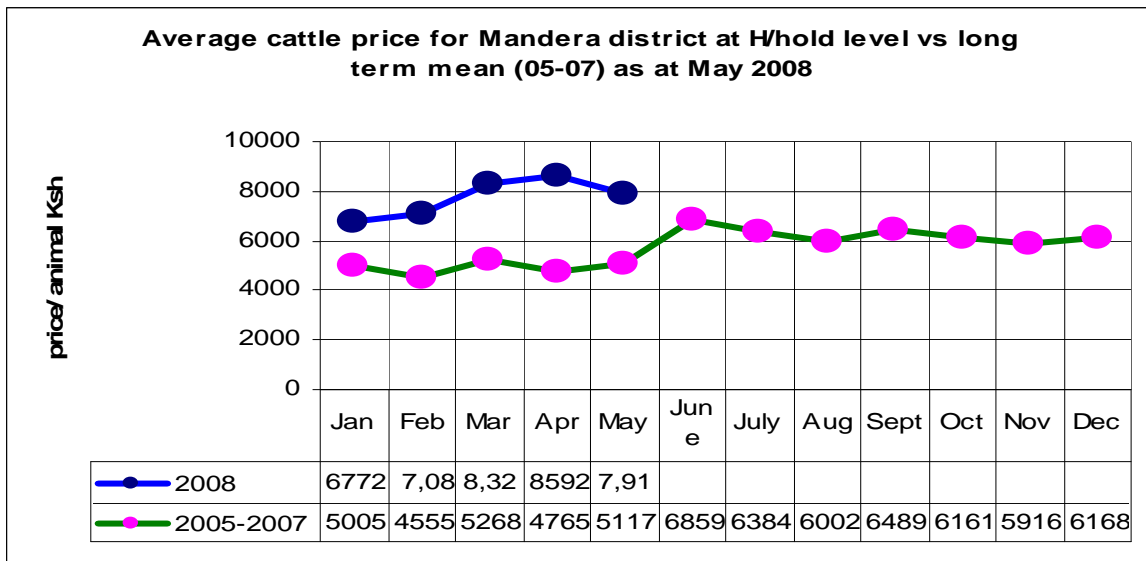
3.0 Access

3.1 Livestock marketing

3.1.1 Cattle prices

- The average cattle price for the month of May was Ksh 7,911.00, in comparison to last month's price (Ksh 8,592.00), decreasing by Ksh 681.00.
- The reduced cattle price is due to low market demand.
- Compared to the long term mean, the average price is higher than the current by Ksh 2,794.00.

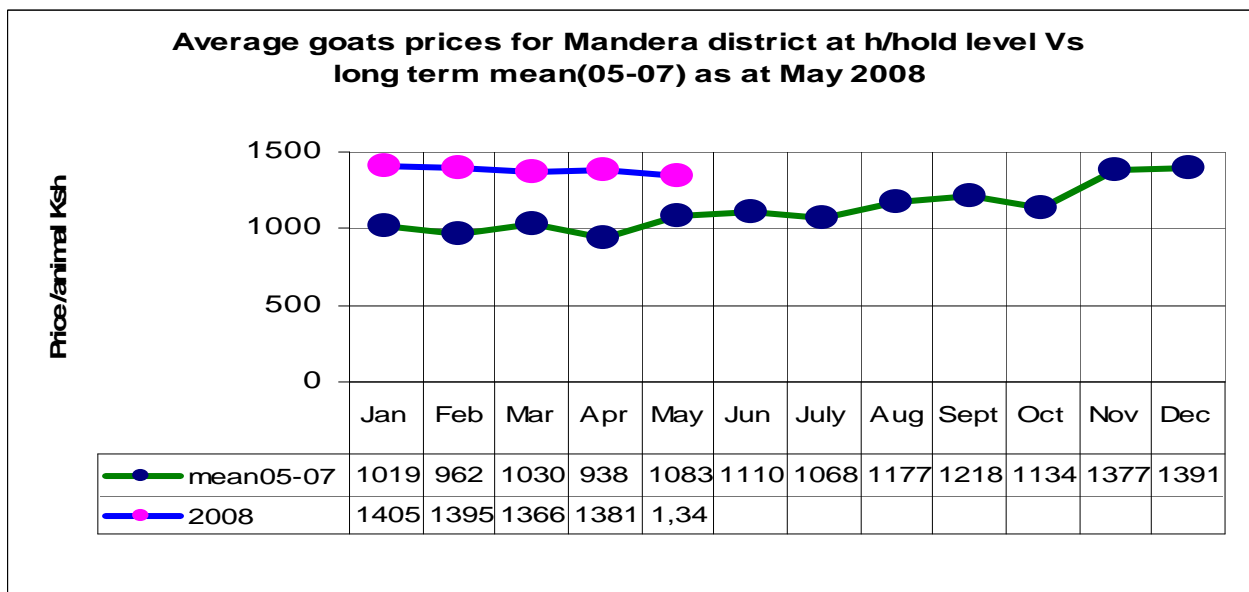
- The highest price noted was in the irrigated cropping zone at Ksh 8,667.00, followed by the agro pastoral zone with Ksh 7,154.00.



No of Households: 420

3.1.2 Goat prices

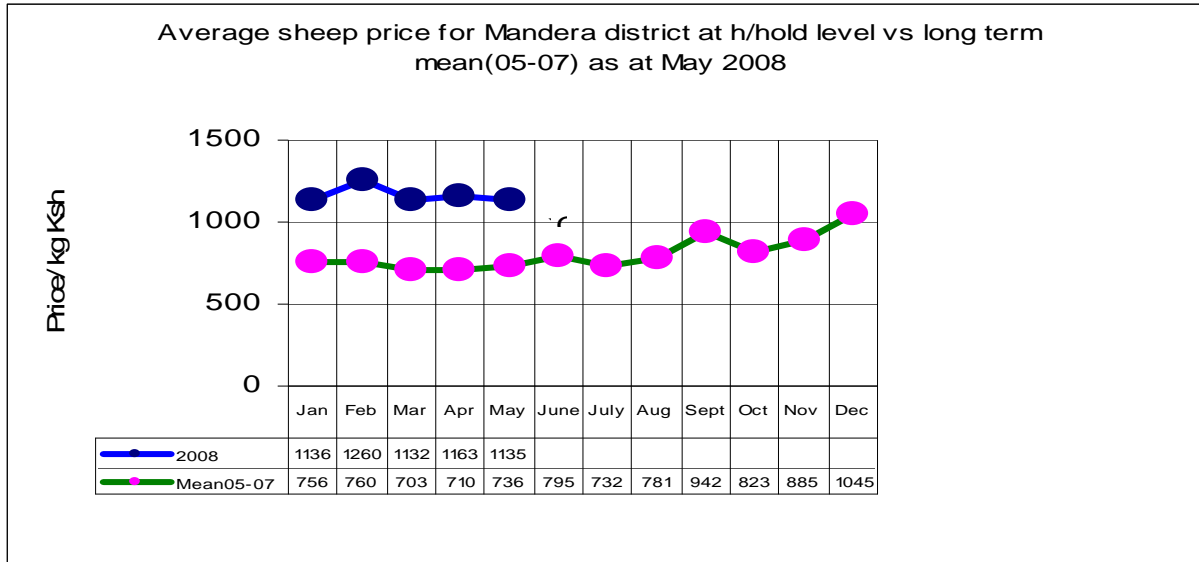
- The average goat price for the month of May was Ksh1, 343.00, compared to last month's of Ksh 1,381.00, the average price decreased by Kshs 38.00.
- Fluctuating goat's prices undermined the pastoralist's purchasing power. Small stock sales cushion most households against any money demands including cereal purchases.
- Compared to the long term mean, the average May price is higher by Ksh 260.00.
- Goat prices were best in the pastoral all species zone (Ksh 1, 371.00) followed by the agro pastoral zone (Kshs 1,366.00) and then the irrigated cropping zone with Kshs 1,293.00.



NB: No of Households: 420

3.1.3 Sheep prices

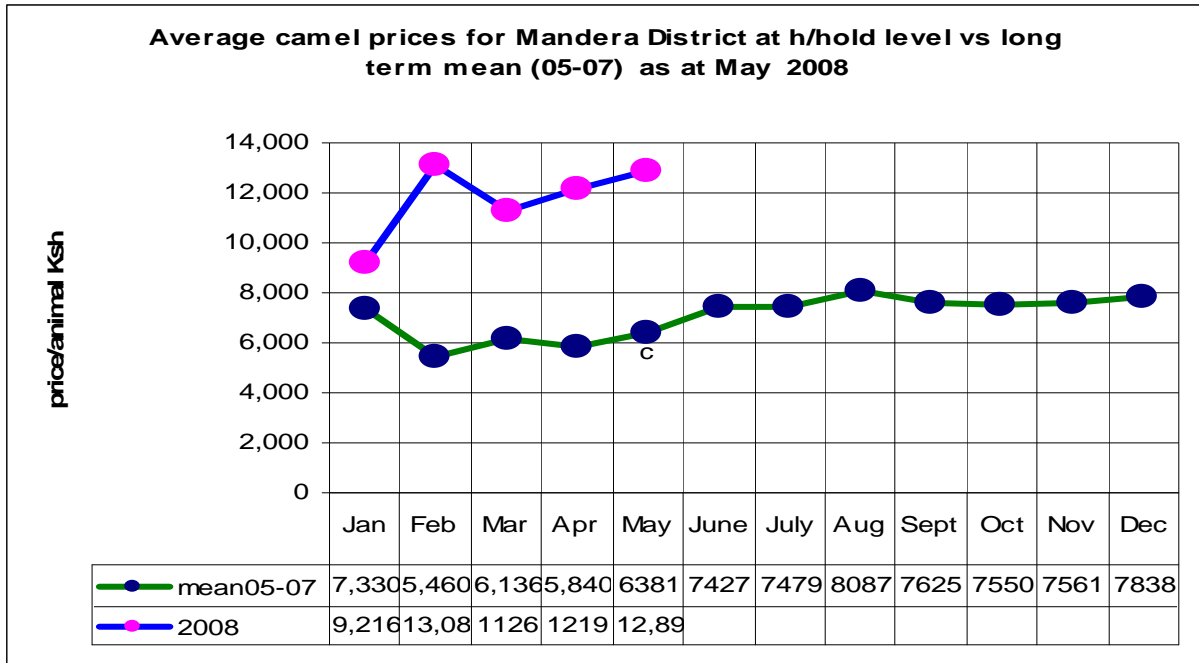
- The average sheep price for the month of May was Ksh1, 135.00, in comparison with the previous month's the average price decreased by Ksh 28.00.
- Marginal decline in sheep prices may be attributed to the low demand compared to goat species.
- Compared to long term mean, the average price is higher by Kshs 399.00, the trend is normal for this time of the year.
- The highest average price was noted in the agro pastoral zone (Ksh 1,303.00) followed by the irrigated cropping zone (Ksh 1,333.00) and then the pastoral all species zone (Ksh 969.00).



No of households: 480

3.1.4 Camel prices

- The average camel price for the month of May was Ksh 12,892.00, the price increased by Ksh 693.00 compared to the month of April.
- The increased in price is due to fair body condition and increased market demand.
- The average price was highest in the pastoral all species zone, followed by the agro pastoral zone, on the other hand, the average price for the long term was lower than the month of May by Ksh 6,511.00 as shown by the table below.



No of households: 420

3.2 Livestock sales

- The average sales of goats, cattle, camel and sheep were 318, 58, 26 and 26 respectively with total sales of 478 during the month of May.
- In the previous month sale volume were 590 species of animals.
- The trend has decreased during the month of May as compared to previous month.
- The highest sale for cattle was in agro pastoral followed by irrigated, sheep in pastoral all species followed by agro pastoral zones and goats in pastoral all species followed by agro-pastoral and camel in Irrigated followed by pastoral all species.
- Most households depended on livestock to meet their basic essential needs.

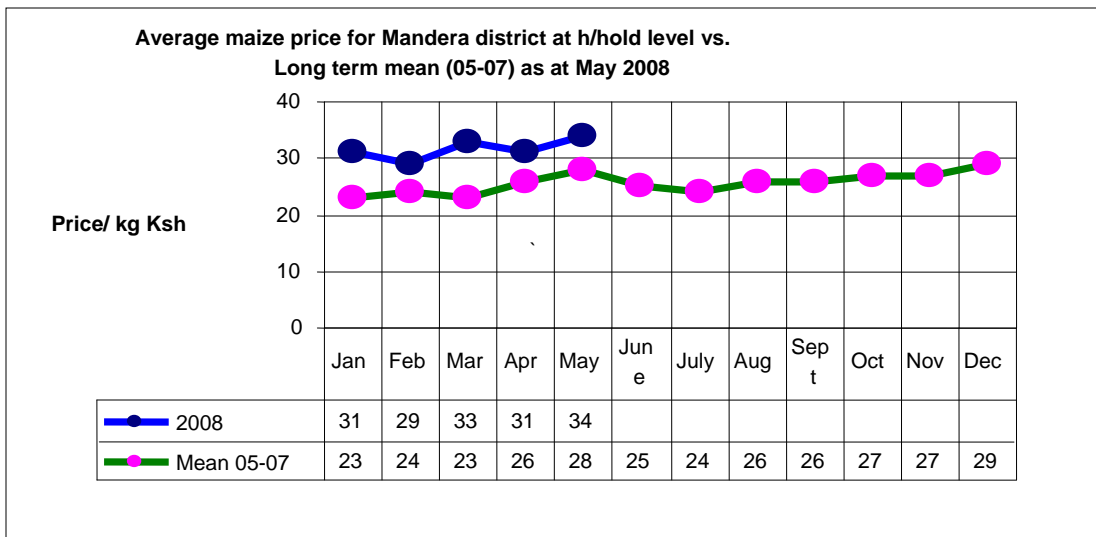
3.3 Milk consumption

- In the sampled Divisions, milk was consumed by most of the inhabitants.

3.4 Crop prices

3.4.1 Maize

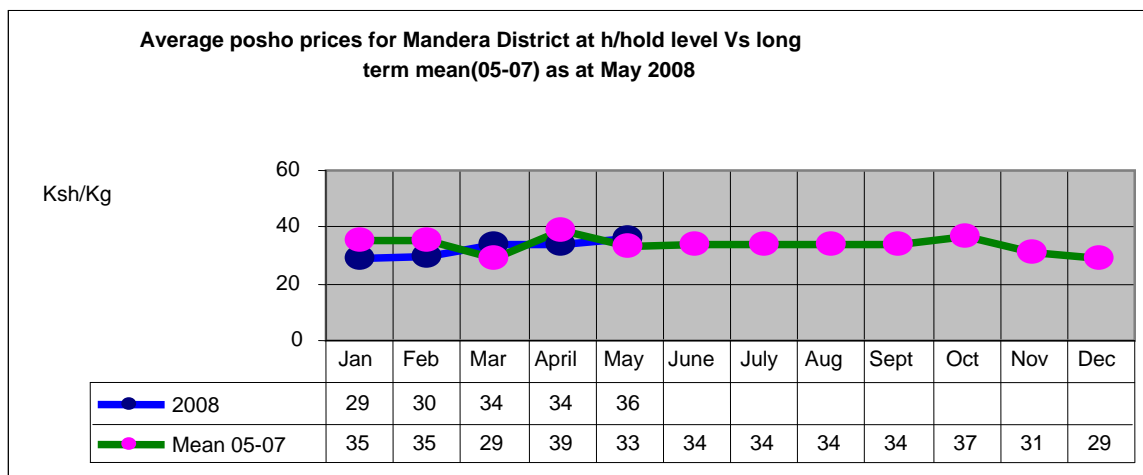
- The average maize price during the month of May was Ksh 34.00 per kilogram; this is an increase of Kshs 3.00 as compared to the previous month.
- Compared to the long term average the price is higher by Ksh 6.00.



: No of households: 420

3.4.2 Posho

- The average posho price for the month of May was Ksh 36.00 per kilogram, compared to the previous month, an increase of Ksh 2.00.
- Compared to the long term mean the price is higher by Ksh 3.00.



: No of households: 420

3.4.3 Other major food crops/ major purchased food

- The food purchased by the communities were oil, rice and sugar
- The recorded prices for sugar in May were Ksh 69.00 (April 68/=), rice was Ksh 75.00 for May (April 59.00), Oil price was Kshs 126.00 for May (April Kshs 130.00).

3.5 Income

3.5.1 Livestock

- The main source of income for all livelihoods for the month under review was the sales of livestock and casual labour.

3.5.2 Crops

- Entire crops were infested by the army worms in the irrigated cropping and agro-pastoral zones.

3.5.3 Casual Labors

- The average daily wage from sampled Divisions was Ksh 183.00, the normal rates range from Kshs 100.00 to 200.00 per day.
- Compared to the preceding month, the average daily wage decreased by Ksh 1.00.
- The highest average income was noted in irrigated cropping zone followed by the pastoral all species and agro-pastoral livelihoods.

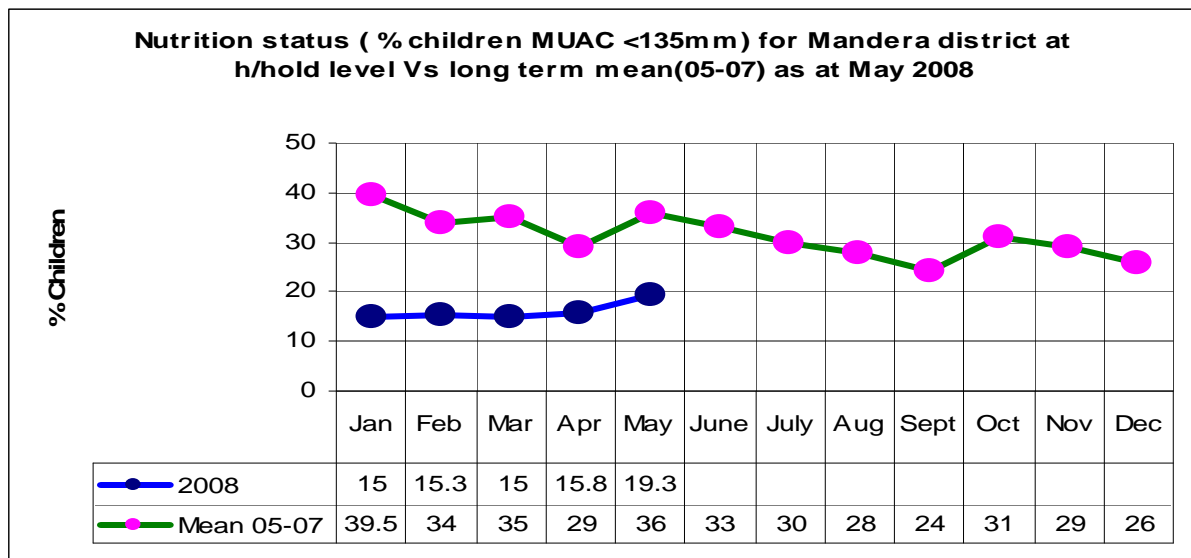
3.6 Implications on food security

- Decreased prices of livestock and increased cereal prices have negatively impacted on the pastoralist's food security.

4.0 Utilization

4.1 Nutrition status

- The average ARM was 19.3% for the month of May, which was an increase of 3.5% as compared to the previous month.
- In comparison with the long term mean, the malnutrition levels have reduced by 16.7 %.
- According to sample areas, Ashabito Division reported the highest average ARM (28%) while the lowest was at the Elwak Division (11.3 %).



Total No of Children: 972.

4.2 Health

- There was no out break of diseases reported during the month under review.

4.3 Flagged Areas

- Takaba and Malka Mari are in acute water stress, hence water tracking should be continued in order to mitigate the water crisis.

- Decreased prices of livestock coupled with high cereals prices negatively impacted on the pastoral community food security, requiring food mitigation.

5.0 Current Intervention

5.1 Non-food aid

- The following interventions were carried out during the month in the district; ALRMP was conducting water trucking in water stress areas of Mandera West particularly in Malka Mari Division.

5.2 Food aid

- Supplementary feedings by Action against Hunger.
- Therapeutic feeding centers (TFC) in Mandera district hospital by AAH
- SFP and OTP centres by Save the Children UK in Elwak
- Distribution of relief food by COCOP (EMOP/WFP) with total a of **71,805** beneficiaries.

5.3 Other coping strategies

- The current coping strategy is provision of relief food and supplementary feeding for the vulnerable groups of the communities in the Divisions.
- Causal labour acts as secondary coping strategy for the agro-pastoralists and pastoralists.

6.0 Recommendations to DSG

- Support water tracking to Takaba and Malk Mari Divisions with acute water stress in order to stop further suffering of human being as short term measure: DWO-Takaba, Aridlands and other actors.
- There is a need to support the Ministry of Health carry out a nutritional survey in areas with high level of malnutrition: Ministry of Health, Aridlands, AAH, and other actors.
- Scale up the current food aid by EMOP/WFP and increase the total beneficiaries to reach the vulnerable in pastoral communities: WFP and DSGs.
- Supplementary feeding to continue so as to reduce the malnutrition: MOH, AAH, Islamic Relief and Save the Children (UK).