

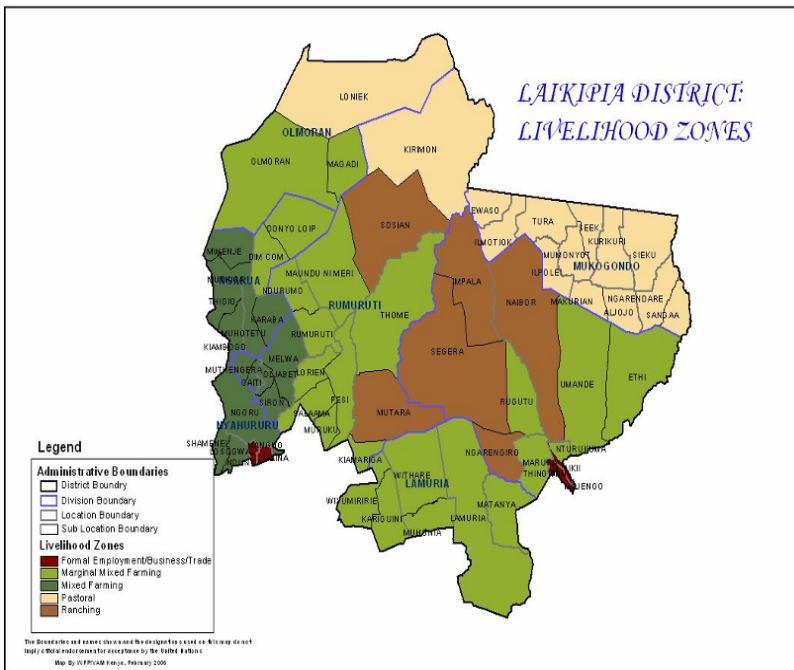


**OFFICE OF THE PRIME MINISTER
MINISTRY OF STATE FOR THE DEVELOPMENT OF NORTHERN KENYA AND OTHER ARID LANDS
ARID LANDS RESOURCE MANAGEMENT PROJECT II**

DROUGHT MONTHLY BULLETIN, NOVEMBER 2008

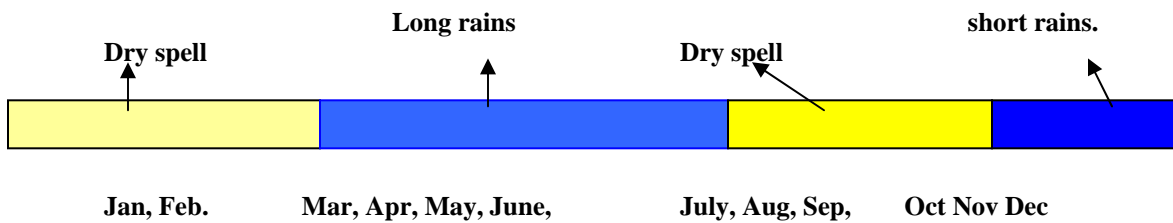
Laikipia East, West And North Districts

Warning Stages



Livelihood Zone	Warning Stage	Trend
Pastoral All Species	Alert	Improving
Agro – Pastoral	Normal	Normal
Mixed Farming	Normal	Normal
Marginal Mixed Farming	Normal	Normal

SEASONAL CALENDAR



Situation overview

- The district recorded 102mm of rainfall during the month under review compared to 113mm recorded in October. The rainfall was well distributed in all the districts.
- The rainfall improved quality and quantity of pasture and browse.
- Farmers planted beans and *katumani* in Laikipia East and the crop was at flowering stage.
- Livestock body condition improved due to the improved pasture condition.
- Livestock prices did not improve, especially cattle which dropped due to the increased supply in the markets.
- A quarantine was imposed on livestock sales in Laikipia West district due to the foot and mouth disease.
- Food prices were still very high, with maize retailing at Ksh 35 per kilo. The prices were not expected to go down soon as the commodity in the district is scarce and the farmers have not started harvesting.
- Cases of insecurity were reported, especially along roads leading to Rumuruti, where gunmen terrorised motorists and looted their belongings.
- The nutrition status of children below five years declined during the month under review. The number of children rated as being at the risk of malnutrition (based on the MUAC<135mm measurement) rose to 9 per cent from 6 per cent in October.
-

Current interventions

- EMOP was ongoing in all the three districts.

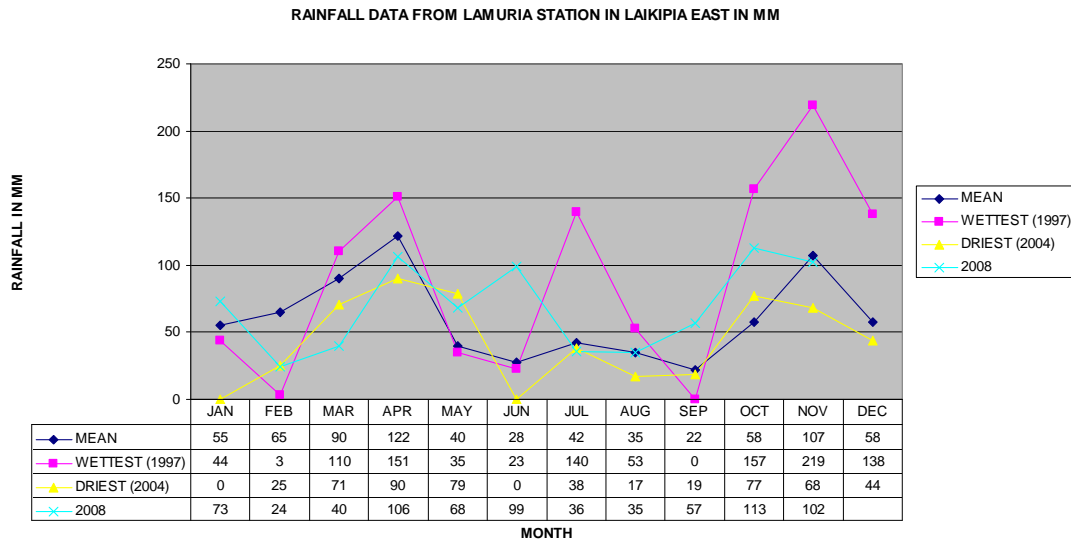
Recommendation to the DSG and KFSSG

- Continued relief food distribution to the affected population in all the three districts and increase of the food ration as the affected population increased due to the rising prices of food.
- Plans for preparedness need to be put in place as things are getting to normal.
- Desilting of dams that have silted up due to the rains.
- Support the veterinary department combat the FMD outbreak in Laikipia West.
- Security in Laikipia West needs to be boosted and a major operation should be considered as the problem is becoming unbearable.
- Relief food to the pastoral and marginal agriculture farmers to be continued.

1.0 Environmental indicators (stability)

1.1. Rainfall

- The district recorded 102mm of rainfall during the month under review compared to 113mm recorded in October. The rainfall was well distributed in all the districts.
- Marginal farmers and pastoralist benefited as the crops in the farms were doing well and livestock had enough pasture.



Source: Ewaso Nyiro River Catchment Authority

1.2. Condition of natural vegetation and pasture

- Availability of pasture and browse improved during the month due to the rainfall received.
- This resulted in increased milk production.

1.3 Water sources and availability

- There was plenty of water in all the districts as most of the seasonal rivers resumed flow, enabling easy access for households.
- However, water in most pans and dams was not expected to last long as most of them had silted up, especially in Rumuruti and Mukogodo divisions.
- Livestock access to water was also good.

1.4 Emerging issues

1.4.1 Insecurity/ conflict/ migration/ human displacement

- Cases of human/wildlife conflict decreased as elephants moved to Samburu and Masai Mara.
- Cases of conflict and cattle rustling were reported in Olmorani and Rumuruti division in Laikipia West, especially along roads.
- The roads leading to Rumuruti were very insecure as gunmen terrorised motorists on the roads and looted their belongings.
- The situation requires intervention by the district security.

2.0 Rural economy indicators (Food availability)

2.1 Livestock production

2.1.1 Livestock body condition

- Livestock body condition improved significantly.
- The condition of cattle, which had been most affected, improved as they got access to adequate pasture. Hence, livestock sales are expected to improve.

2.1.2 Livestock diseases

- Veterinary department carried out PPR vaccination campaign in the district and the second round was ongoing to cover the animals that were not covered during the first exercise.
- The veterinary department imposed quarantine in Laikipia West district following a foot and mouth outbreak.

2.2 Crop production

2.2.1 Timeliness and condition of various crop production activities

- The crops in the farms in the marginal areas in Laikipia East and Rumuruti division in Laikipia West were doing well and were at flowering stage (beans and maize).
- Farmers in Ngarua and Nyahururu only rely on the long rains.

2.2.2 Harvest

- No crops were harvested during the month and the crops in the fields were very poor and insignificant.

2.3 Implications on food security

- The maize and beans crop in the marginal farms was expected to be harvested in January and February 2009 but this might not have any major impact on food security as farmers only grow for subsistence.

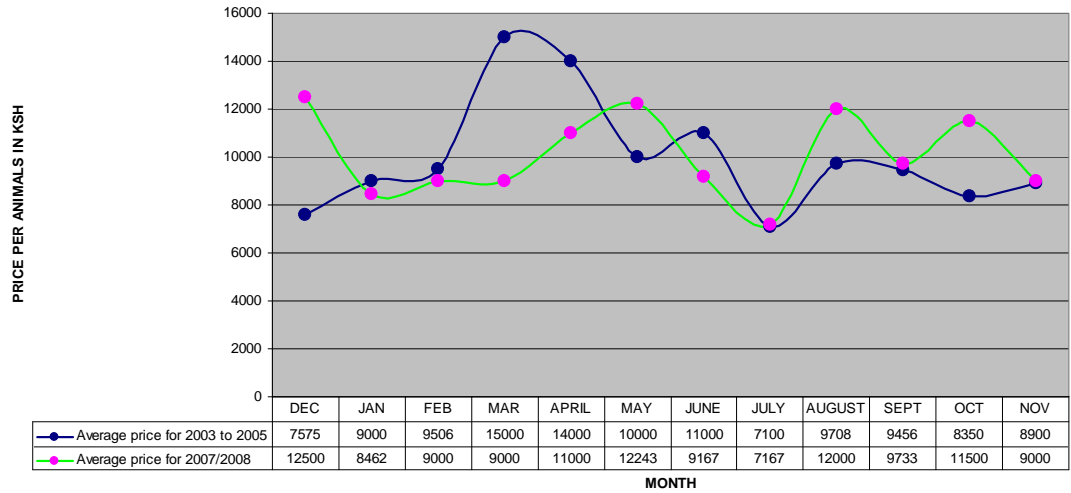
3. Access to food

3.1 Livestock marketing

- All the livestock markets were open, except the Rumuruti market that was closed due to foot and mouth disease.
- Due to the improved livestock body condition, livestock sales improved significantly.
- Markets were operational despite supply exceeding demand.

3.1.1 Cattle prices

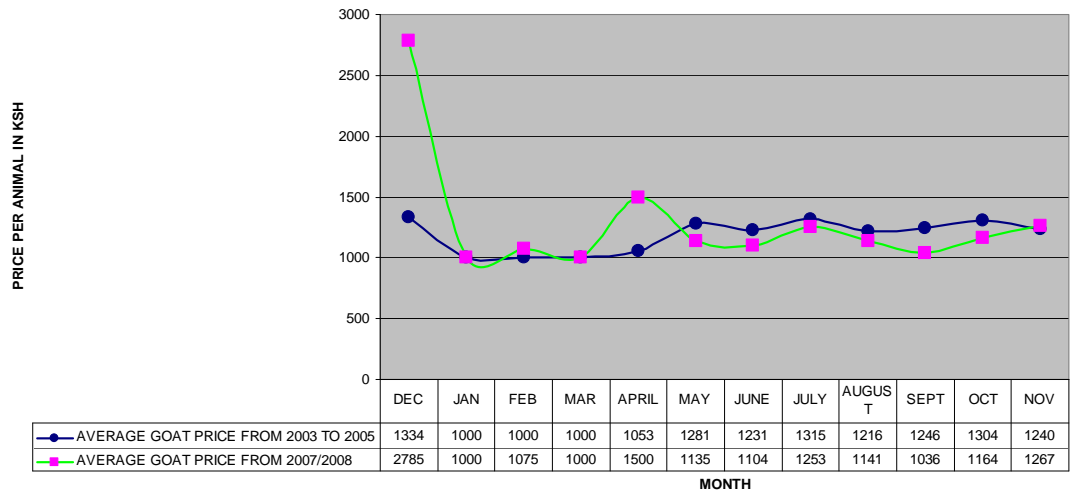
AVERAGE CATTLE PRICES FROM HOUSE HOLDS ACROSS THE DISTRICT.



- The average price for cattle dropped to Ksh 9,000 from Ksh 11,500 in October.
- The drop was attributed to increased supply of cattle in the markets, thus supply was more than the demand.

3.1.2 Goat prices

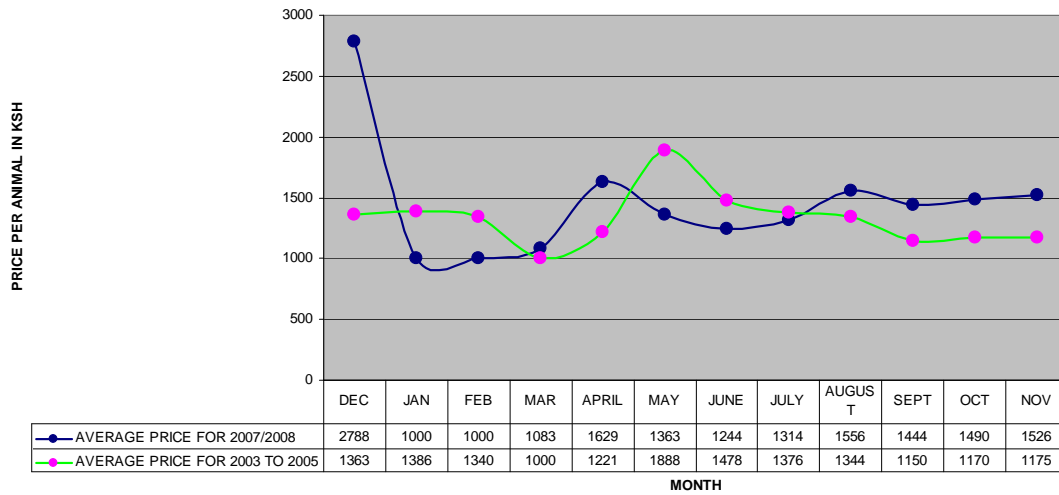
AVERAGE GOAT PRICE FROM HOUSE HOLDS ACROSS THE DISTRICTS



- Average goat prices rose to Ksh 1,267 from Ksh 1,164 in October.

3.1.3 Sheep prices

AVERAGE PRICE FOR SHEEP FROM FARM GATE ACROSS THE DISTRICT

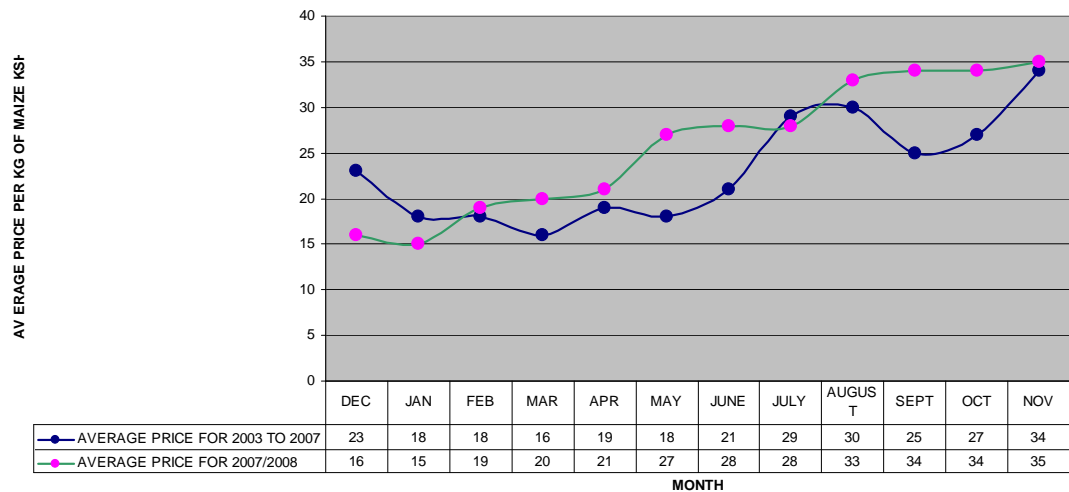


- Average sheep prices rose to Ksh 1526 from Ksh 1490 in October.

3.2 Crop prices

3.2.1 Maize prices

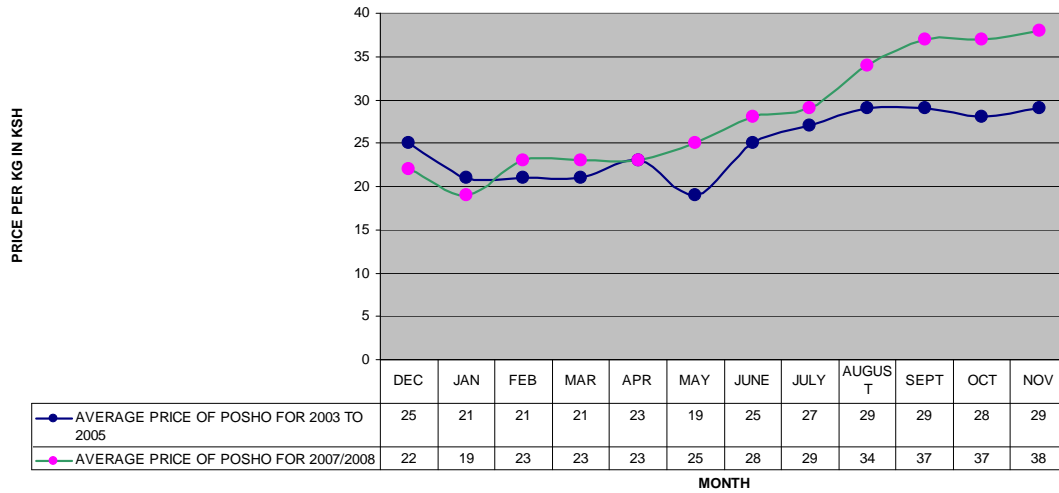
AVERAGE MAIZE PRICE FROM VARIOUS MARKETS IN THE BOTH DISTRICTS



- The price of maize remained high during the month under review.
- A kilo of maize retailed at Ksh 35 compared to Ksh 34 in October.
- The high prices were expected to prevail as the commodity in the district is scarce and the farmers had not started harvesting.

3.2.2 Posho prices

AVERAGE POSHO PRICE FROM VARIOUS MARKETS FROM BOTH DISTRICT

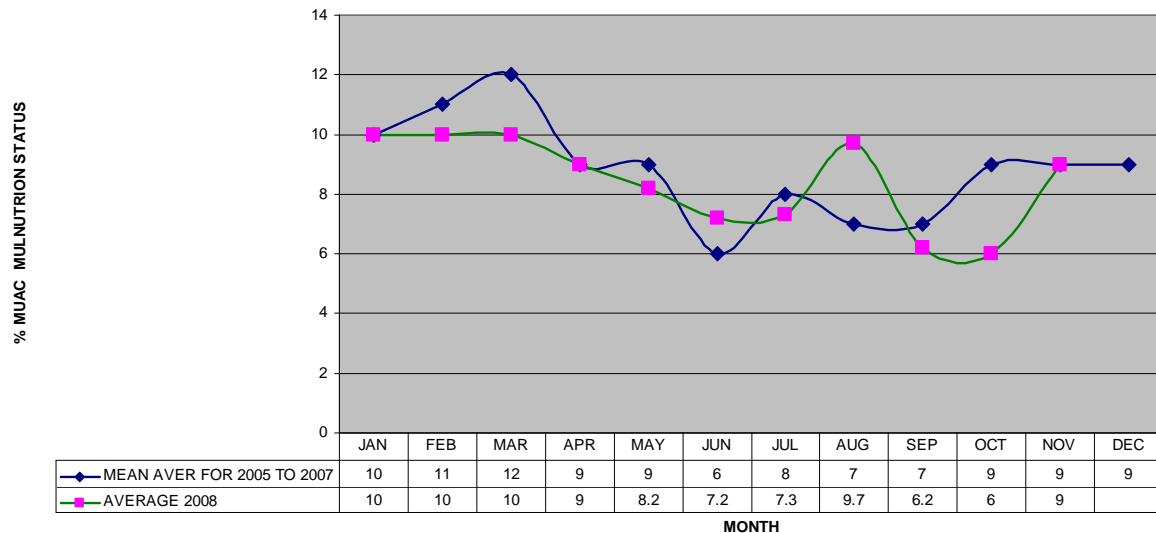


4.0 Human welfare indicators (Utilisation of food)

4.1 Nutrition Status

Nutrition status of Children 12-59 months (MUAC,135mm)

NUTRITION STATUS FOR CHILDREN UNDER 5 YRS ACROSS THE DISTRICTS



- The nutrition status of children below five years declined during the month under review.
- The number of children rated as being at the risk of malnutrition (based on the MUAC<135mm measurement) rose to 9 per cent from 6 per cent in October.

5.0 Current interventions

5.1 Food aid

- Emop started in the district but the rations were not enough to cater for all as the number of affected increasing due to the high prices of food.

5.2 Coping strategies

- **Sales of livestock and livestock products.**

6.0 Recommendations

- Continued relief food distribution to the affected population in all the three districts and increase of the food ration as the affected population increased due to the rising prices of food.
- Plans for preparedness need to be put in place as things are getting to normal.
- Desilting of dams that have silted up due to the rains.
- Support the veterinary department combat the FMD outbreak in Laikipia West.
- Security in Laikipia West needs to be boosted and a major operation should be considered as the problem is becoming unbearable.
- Relief food to the pastoral and marginal agriculture farmers to be continued.