



### **Situation overview**

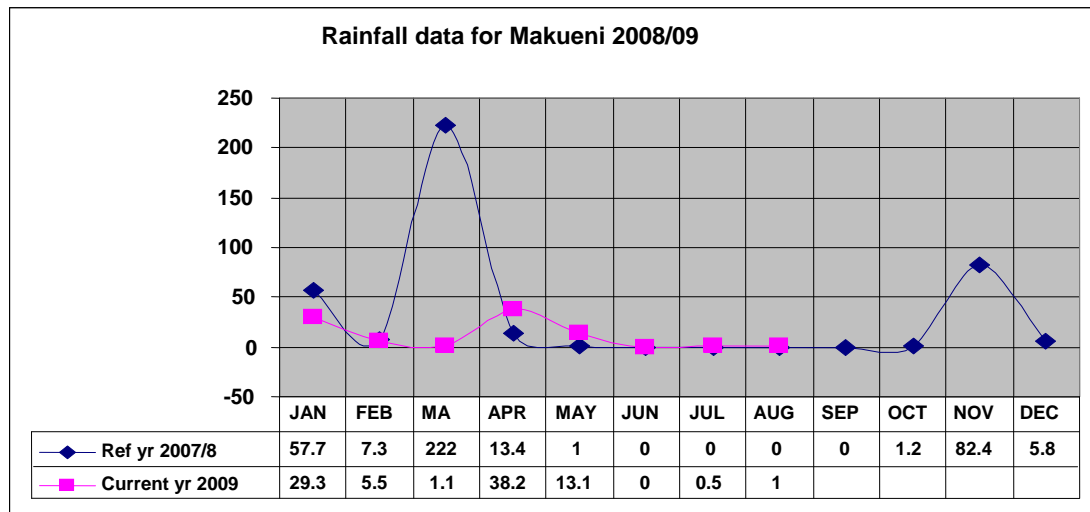
- The month remained hot and dry all through.
- The district experienced total crop failure in all the monitored divisions.
- Pasture was available both in quality and quantity in hilly areas but scarce, poor in quality and quantity in lower zones.
- Livestock health and body condition deteriorated in lower zones and this is expected to worsen if the trend continues. Death of livestock was experienced in the lower zones of the district. Mass supply of livestock was noted in hard hit divisions such as Kathonzweni, Matiliku, Makindu, Kambu and Kalawa livestock markets.
- Water scarcity was evident in lower parts of the larger Makueni district. The distances to and from water sources increased compared to last month. Main water sources remained natural rivers, springs, traditional river wells and boreholes.
- High food prices and low purchasing power caused some families to skip and reduce meals, affecting mostly children under five.
- Livestock prices significantly increased in prices for cattle, goat and sheep within the month. This was abnormal compared to same period last year.
- Milk and its products decreased slightly in supply but increased in prices to Ksh52 per litre. Most food prices stagnated within the month due to permanent supply of relief food.
- Casual labour, sale of firewood, sale of livestock, sale of sisal products, charcoal burning and other manual jobs were the main sources of income for most households during the month.
- No major disease outbreak was reported during the month, but malaria and respiratory tract infections were commonly reported among the under fives.
- The nutrition status of children under five deteriorated but within the expected margin.

### **Recommendations to DSG and KFSM**

- All primary schools in the district should be put under the regular school feeding programme.
- Supplementary feeding for children under five be intensified in all health facilities.
- Capacity building on feeding methods to lactating mothers to avoid kwashiorkor and other related diseases.
- There is need to increase the number of beneficiaries who are not covered in the relief programme.
- Ministry of Agriculture to supply planting seeds before the onset of rains.

## 1.0 Environmental indicators (Stability)

### 1.1 Rainfall



*Courtesy of Makindu meteorological weather station*

- No rain fall was the recorded in the district during the month.

### 1.2 Condition of natural vegetation and pasture

- Pasture was scarce and of poor quality and quantity in all the divisions.

### 1.3 Water sources and availability

#### 1.31 Water sources

- Water sources dried up especially pans, earth dams, natural ponds, boreholes and natural rivers in lower zones.
- The distance to the water points showed a sigh of increase for both cattle and domestic use.
- The major water sources were natural rivers, traditional river wells and boreholes. This was attributed to poor performance of both short and long rains.

### 1.4 Emerging issues

#### 1.4.1 Livestock migration

- Mass livestock migration was reported mostly in search of pastures. The migration was mainly from lower Kajiado district into the Chyullu region of Kathonzwi and Kibwezi districts.
- Livestock deaths were suspected in the divisions along the Mombasa highway due to poor body conditions and other hunger related diseases.

#### 1.4.1 Insecurity /conflict /human displacement.

- Livestock theft was reported in the divisions along the Mombasa highway.
- Petty theft increased, especially in food stores.

## 2.0 Rural economy indicators (Food availability)

### 2.1 Livestock body condition

- Livestock health and body condition deteriorated and this is expected to worsen.
- The farmers were forced to dispose more than 3 heads of goats to enable him purchase a bag of maize worth Ksh3,200.
- This is an abnormal occurrence at the time of the year.

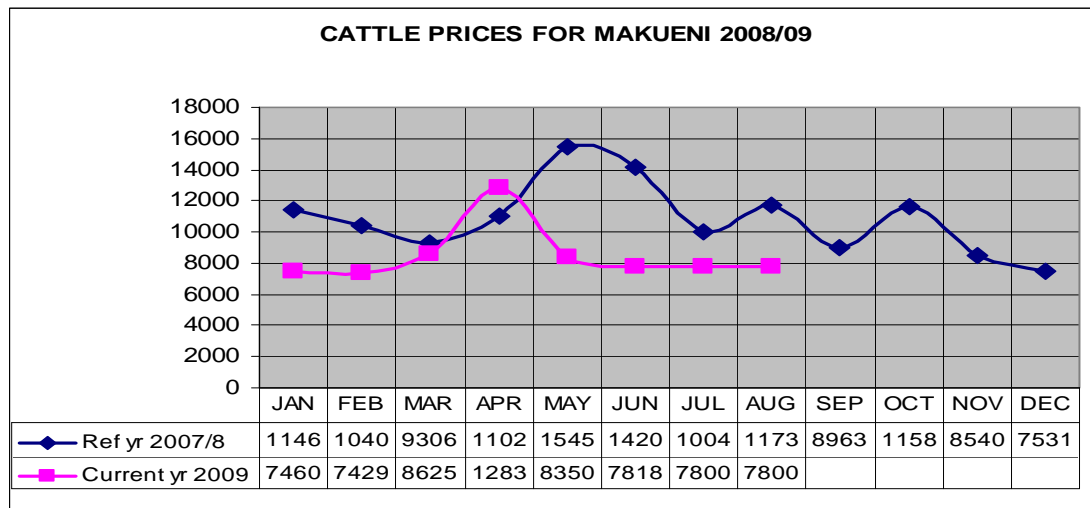
### 2.2 Livestock health

- Livestock deaths were reported in the lower zones of larger Makueni districts.
- Mass livestock sales were reported in all the major markets in hardly hit divisions like Kathonzweni , Matiliku, Makindu, Kambu and Kalawa livestock markets. This was attributed to scarce and poor quality livestock feed.

## 3.0 Access to food

### 3.1 Livestock marketing

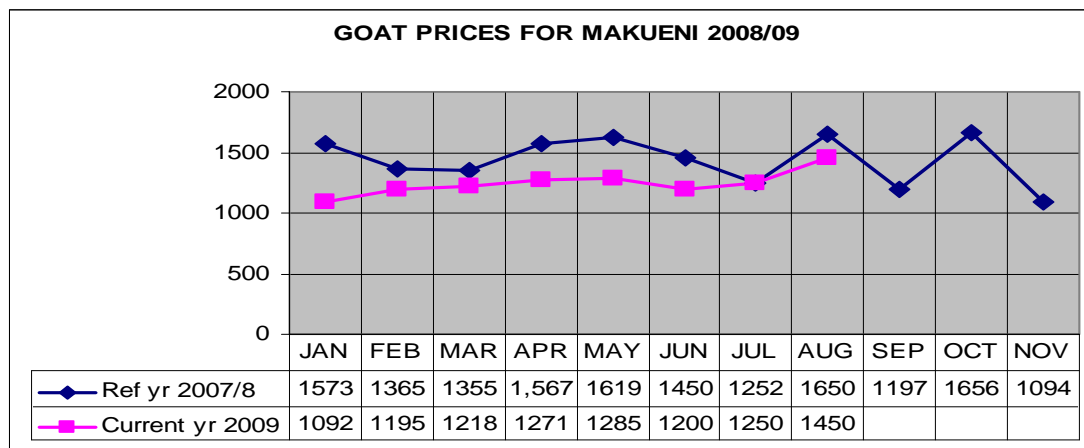
#### 3.1.1 Cattle prices



\*N=360

- Cattle prices increased slightly compared to last month and same period last year. This was as a result of low supply and high demand of meet in the local markets and was an abnormal trend at the time of the year.

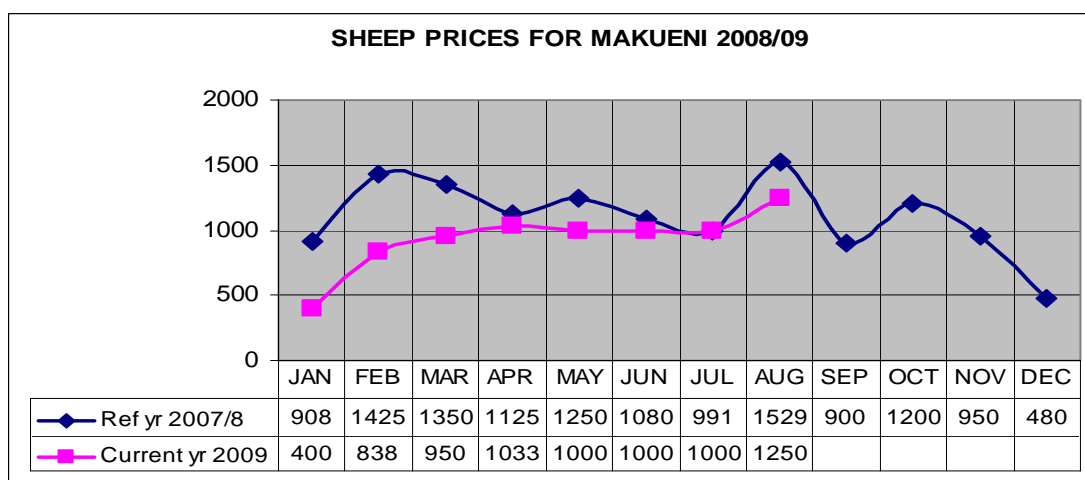
#### 3.1.2 Goat prices



\*N=360

- Goat prices increased considerably over the month and they were way below the same period last year.
- This was as a result of low supply in the local markets and improvement of body condition due to the rejuvenation of shrubs from the little rains received at the end of long rains.

### 3.1.3 Sheep prices



\*N=360

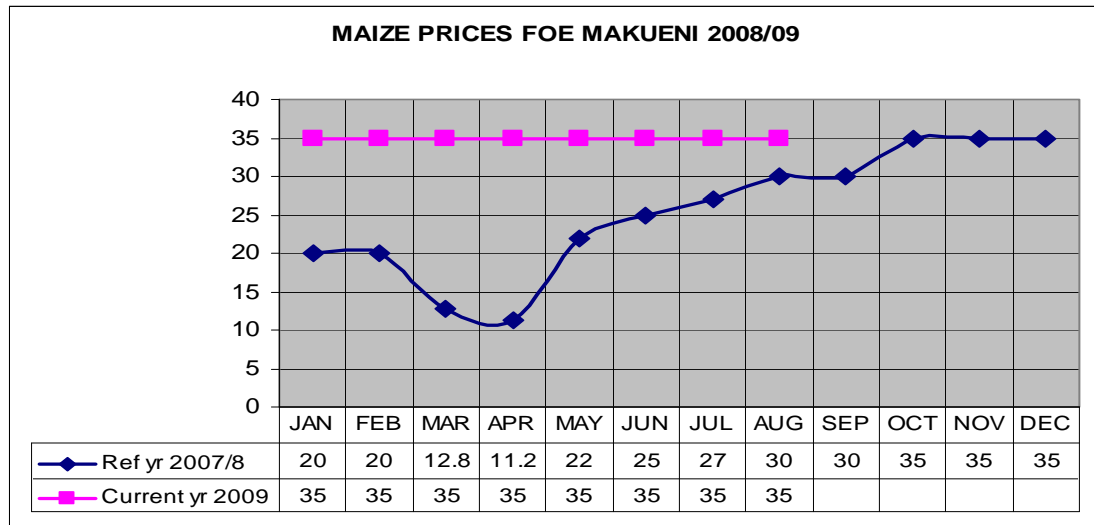
- Sheep prices slightly increased over the month and they were much lower than the same period last year but within the district average. This was as a result of high supply in the local markets since the weather condition is unreliable and unpredictable.

### 3.2 Milk consumption

- Milk and its products significantly increased in prices but decreased in supply (Ksh52 litre).
- This is an abnormal occurrence at this time of the year.

### 3.3 Food prices

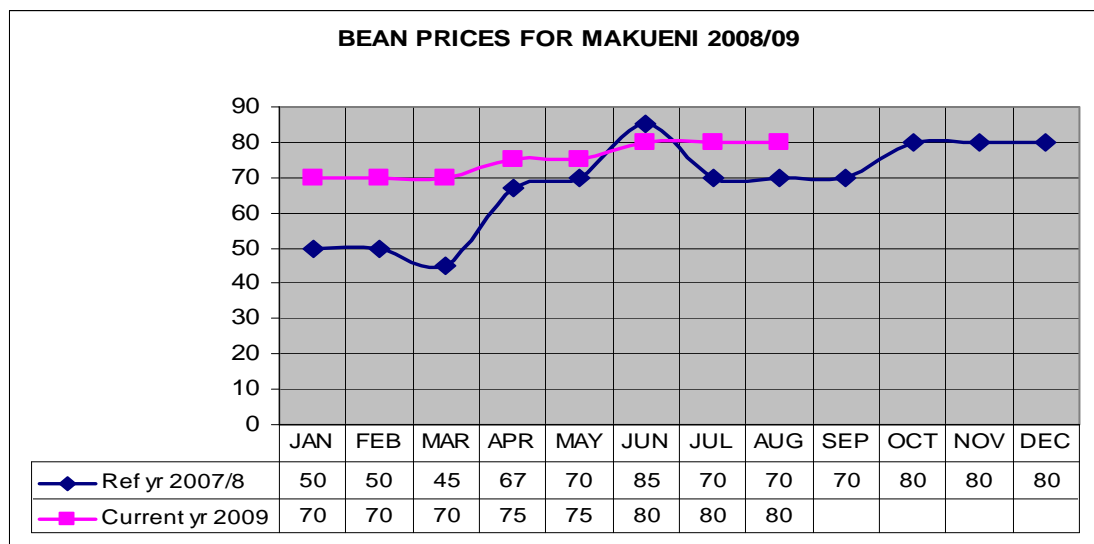
#### 3.3.1 Maize prices



\*N=360

- Maize prices stagnated at Ksh35 per kilo during the month but this was way above the price at the same period last year. The stability was attributed to permanent supply of Gok relief food.
- This was an abnormal occurrence but the phenomenon could be attributed to low supply in the local markets following subsequent crop failures.
- The cost is projected to increase further in the coming months if there is no change in the trend of supply of the commodity.

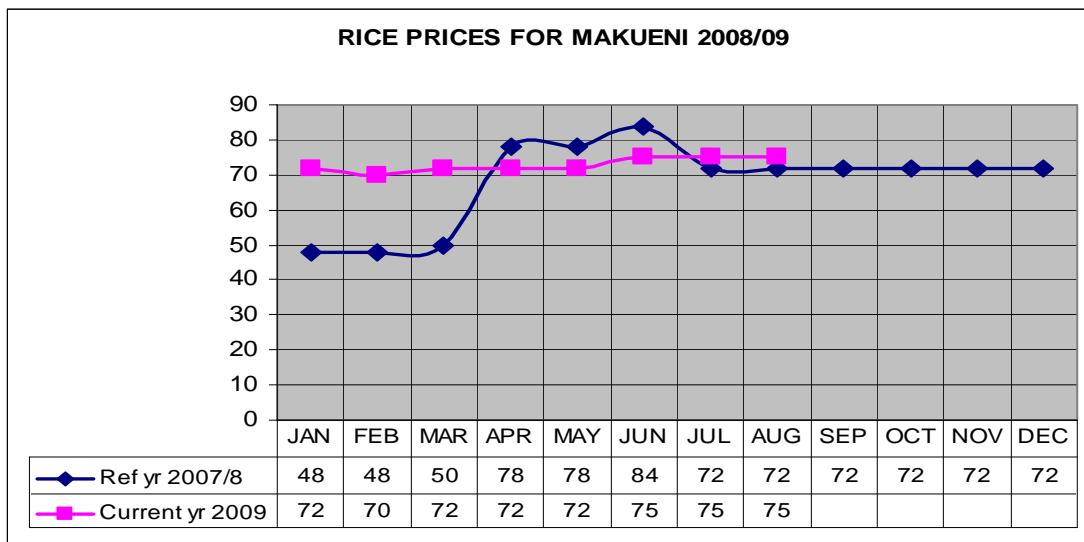
#### 3.3.2 Beans prices



\* N=360

- Beans prices stagnated over the month. This price was, however, way above compared to the same period last year. This was an abnormal occurrence at the time of the year.

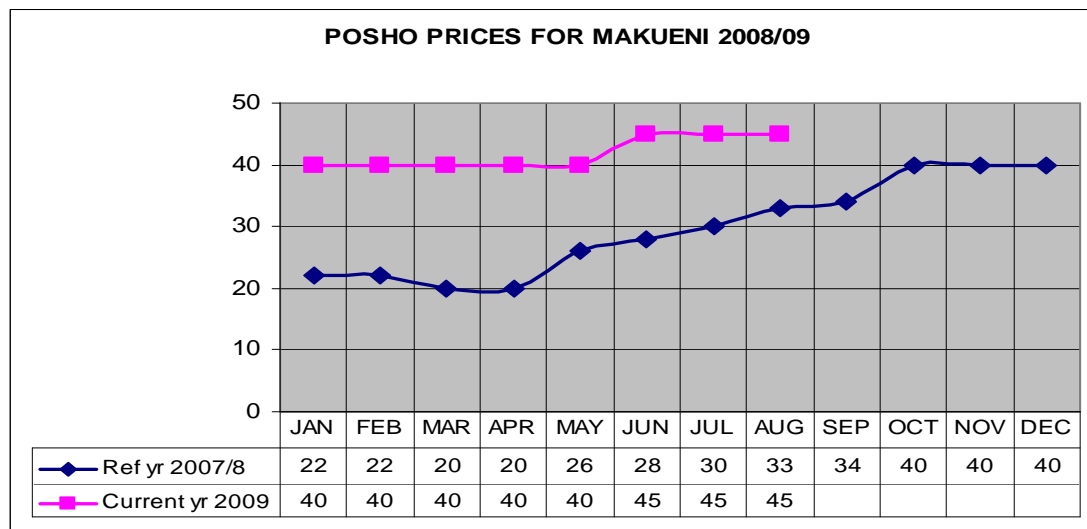
### 3.3.3 Rice prices



\* N=360

- Prices of rice stagnated over the month, and still it was way below that of last year. This was an abnormal occurrence at the time of the year and can be attributed to low supply of the commodity in the market.

### 3.2.4 Posho prices

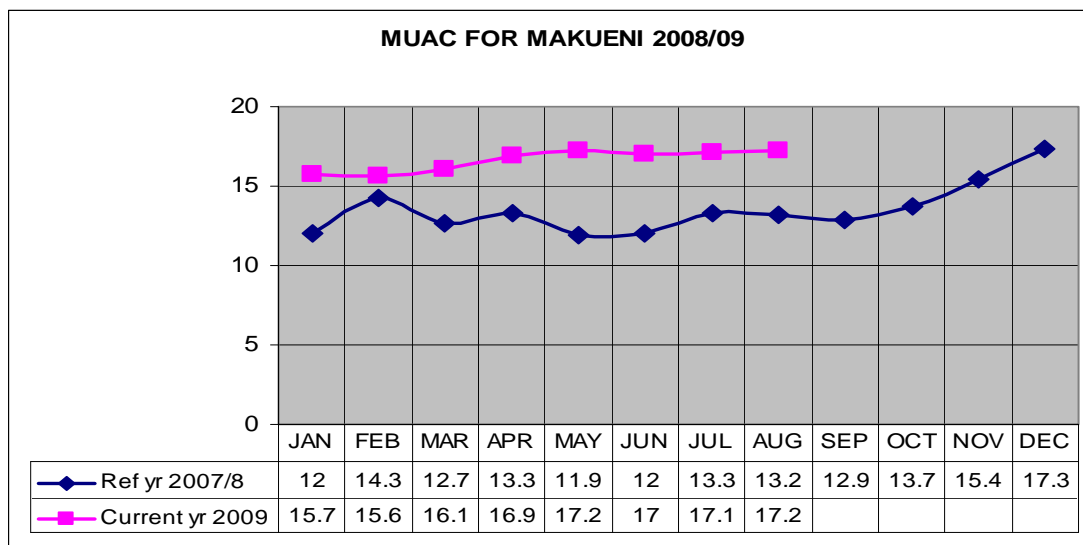


\* N=360

- Prices of posho stagnated compared to last month. The average price was Ksh 45 per kilo. This was a bit higher than the same period last year and was attributed to stagnation of whole maize price.

#### 4.0 Human welfare indicators (Utilisation of food)

##### 4.1 Nutrition status



\*N =1502

- The nutrition status of children below five years was stable, with 17.2 per cent of children sampled rated at the risk of malnutrition. However, the rate was higher than the long term mean of 13.2%.
- The high rates could be attributed to increased food prices, which caused some families to skip and reduce the quality and quantity of meals and lack of vegetables and fruits.

##### 4.1 Human health

- The number of the sick reported in health facilities increased due to HIV/ Aids and malnutrition.
- Hardest hit divisions were Kalawa, Nguu, Kathonzweni, Makindu, Kibwezi and Mtito-andei .

#### 5.0 Current interventions

- Relief food supplies were reported in hardly hit divisions in the larger Makueni district by G.O.K.
- Livestock off-take by the Ministry of Livestock Development to the larger Makueni district through the local traders to reduce livestock deaths.
- The read agencies red-cross and world vision assisted in food distribution in the larger Makueni district.
- Vaccination against lumpy disease ,black quarter and foot and mouth diseases was done in Kibwezi, Nzau and Mbooni Districts.

## **6.0 Recommendations to DSG and KFSM**

- All primary schools in the district should be put under the regular school feeding programme.
- Supplementary feeding for children under five be intensified in all health facilities.
- Capacity building on feeding methods to lactating mothers to avoid kwashiorkor and other related diseases.
- There is need to increase the number of beneficiaries who are not covered in the relief programme.
- Ministry of Agriculture to supply planting seeds before the onset of rains.