

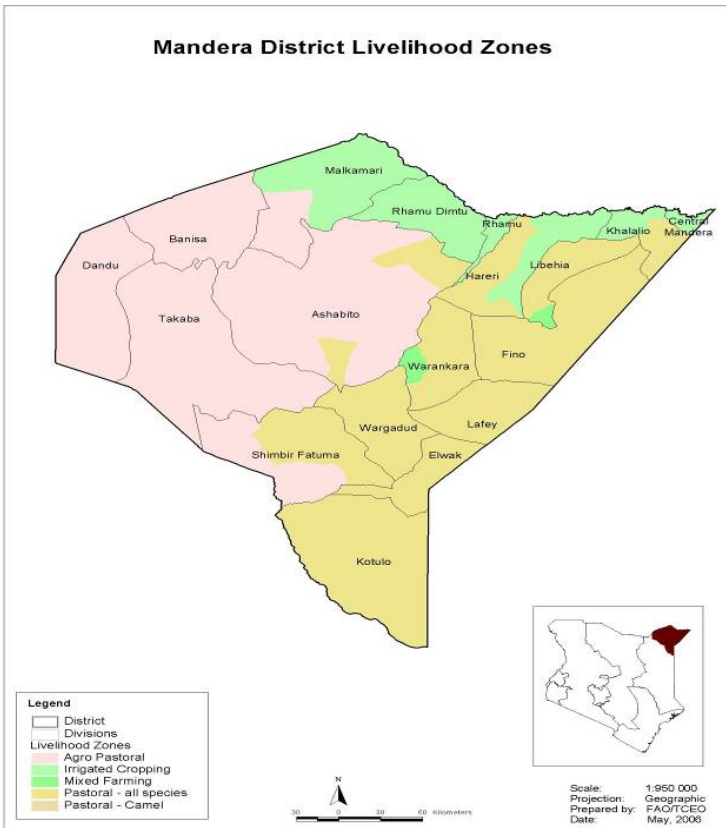


**OFFICE OF THE PRIME MINISTER
MINISTRY OF STATE FOR THE DEVELOPMENT OF NORTHERN KENYA AND OTHER ARID LANDS
ARID LANDS RESOURCE MANAGEMENT PROJECT II**

DROUGHT MONITORING BULLETIN, AUGUST 2009

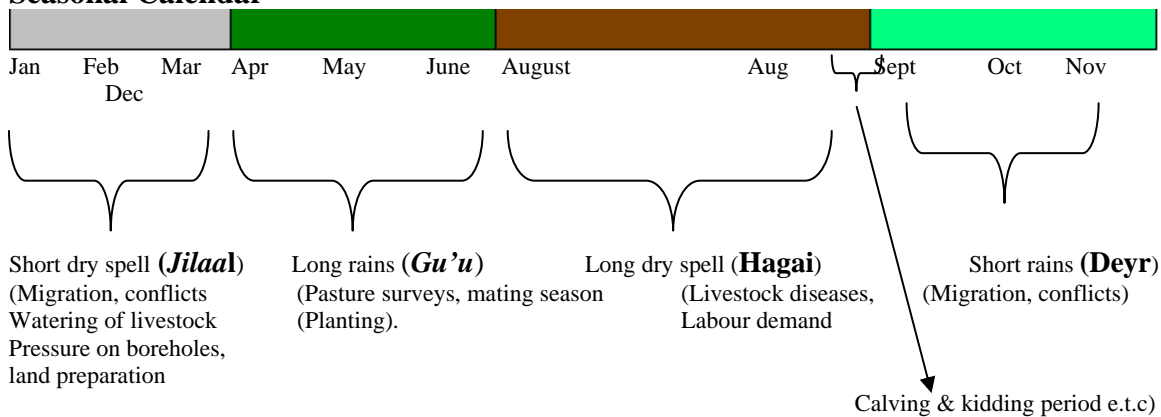
Mandera District

Warning stages



| Livelihood Zone | Warning stage | Trend |
|-----------------------|---------------|-----------|
| Pastoral- all species | Emergency | No Change |
| Agro pastoral | Emergency | No Change |
| Irrigated Cropping | Alarm | Worsening |
| District | Emergency | No Change |

Seasonal Calendar



Situation overview

- No rainfall was received in the district during the month under review.
- The pasture and browse situation was very poor in the entire district.
- Livestock body conditions were poor and this was attributed to poor pasture and browse in all parts of the district
- The average household prices of livestock decreased compared to the preceding month. Milk availability remained scarce at household level across the larger district.
- Livestock deaths due to starvation have been reported in all parts of the districts specially cattle, sheep and donkeys. Cases of Contagious Caprine Pluro Pneumonia (CCPP) and suspected cases of PPR diseases were reported during the month under review.
- The main sources of income for the month were sales of livestock and casual labour.
- Cereal and legume prices increased compared to the previous month.
- There were no incidences of insecurity reported during the month under review.
- The nutrition status of children below five years was stable during the month, with the percentage of those rated at risk of malnutrition recorded at 18.7%.
- The drought situation in the district was at 'Emergency' stage and trend was worsening.

Recommendations to DSG and KFSM

- Water trucking to centres with acute water stress. -Action-DWOs-Mandera West, East, Central, Arid Lands and other actors.
- Vaccination and mass treatment CCPP, PPR diseases in the entire district -Action – DVOs Mandera West, East and Central.
- Provide fuel subsidy and fast moving spares for all livestock boreholes to reduce the water fee burden on overstressed pastoralists and ensure all gensets are operational. Action-ALRMP, DWOs Mandera East, West and Central and other actors .
- There was urgent need of supportive treatment like multivitamins and deworming to livestock as well as ecto and endo parasite reduction control-Action DVOs COOPI and other actors.
- Provision of livestock feed especially hay and supplement feed-Action DLPOs, and other actors.
- Scale up food aid distribution Action: WFP and GOK.

Current interventions

Non-food interventions

The following interventions were carried out in the district during the month;

- ALRMP and MW&I were conducting water trucking in water stress areas of Mandera West, North, Central, and East districts.
- RACIDA was conducting water trucking to 18 centres of Mandera East, West and Central districts.
- RACIDA conducted livestock off take (Destocking) in Khalalio, Hareri and Rhamu dimtu division with a total 1800 shoats.
- RACIDA distributed 1800 litres of fuel subsidy to Guticha, Marothiley and Simbir fatuma livestock boreholes.

Food aid

- Supplementary feedings by Action against Hunger, Save the Children (UK) and Islamic Relief.
- Therapeutic feeding centers (TFC) in Mandera district hospital by ACF.

- Distribution of relief food by WFP & COCOP with total beneficiaries of 123,509 persons for the month of August.
- GOK food distribution of 600MT of Rice, 40MT of Pulse and 14.4MT of Oil in the larger district.
- Ramadan food distribution by Islamic Relief with a total of 4000 beneficiaries each receiving 18Kgs of food package.

1.0 Environmental indicator (Stability)

1.1 Rainfall

- No rainfall was received during the reporting month.

1.2 Condition of natural vegetation and pasture

- The pasture and browse situation was very poor in the larger district and continued to deteriorate compared to last month.
- The average distance to grazing areas is 24.0 km while average house distance is 19.1km, and when compared to last month, the average grazing distance has increased by 5.0km.

1.3 Water sources and availability

- The main water sources for the larger district livelihoods zones were boreholes, River Daa, shallow wells, underground water tanks, water trucking and few major earth pans.
- The number of centres relying on water trucking continued to increase, while boreholes became highly congested and over utilized leading to frequent breakdowns of generating sets like Shimbir Fatuma, Kabo, Omar Jillow and Kamor Liban but were effectively managed.
- In Eastern flanks, there were 8 areas that are under water stress namely Qumbiso, Karo, Kamor Ele, Gari town, Bambo, Sarohindi, Warankra and Oda and are under water trucking.
- Western flank: 32 centres were under water stress: - Arda Halo, Bolowle, Sukela Qori, Boqon sar, Qoqai, Biilow Manur, Har Dimtu, Kukub, Borashun, Umaru, Funan Tesho, Got got, Duke, Ardawa, Kalim, Harmamo, Kubi Kobole, Kob Adhadi, Choroqo, Malka Ruqa, Hullo, Guba, Eymole, Domal, Sukela Kuli Didkuro, Mirrille, Goljo, Urile, Alow Kona, Awacho Sambur, Malka Mari and there is need for water trucking.
- Central flank had 28 centres with acute water stress and in need of water trucking namely Buqe, Dololo, Sukela Tinja, Ola, Chir Chir, Gofa, Jabibar, Barwaqo, Garse, Kubi, Dawader, Boji, Burmayo, Waridow, Ababosane, Ogorweyne, Daidai, Ashabito, Bosnia, Waldiri, Elele, Jabibar 2 and Jabibar 3, Garsa Damo, Har Farfi, Eresuki, Leheley and Jajabole.

1.4 Emerging Issues

1.4.1 Security issues.

- There was no insecurity incidences reported during the month under review.

1.4.2 Migration

- There were no in and out migration reported during the month under review.

1.5 Implication on food security

- Decreased livestock prices coupled with high cereal prices impacted negatively on pastoral communities' food security thus food aid mitigation is needed.

2.0 Rural economy indicators (Food availability)

2.1 livestock production

- The main livestock reared by the pastoralist are camel, cattle, goats and sheep. Camel & cattle being long term assets while shoats are short term assets/current assets.

2.1.1 Livestock body condition

- Livestock had very poor body conditions and it was still deteriorating and there were cases of livestock deaths due to starvation reported during the month.

2.1.2 Livestock diseases

- Contagious Caprine Pluro Pneumonia (CCPP) and suspected cases of PPR diseases reported during the month under review.

2.1.3 Milk production

- Milk was hardly available in most of the divisions in the district hence reduced purchasing power of their basic needs.

2.2 Crop production

2.2.1 Timelines and status of crop production.

- Most of the maize in irrigated zones were harvested as fodder for livestock due to persistent drought while cow peas are being harvested continuously for livestock
- Onions were at harvesting stage while tomatoes were at flowering stage.

2.2.2 Pest and diseases

- Aphids in tomatoes and stalk borer in maize have been reported along the riverine during the month under review.

2.2.3 Harvest

- No harvest reported during the month due to drought situation as most of the crops have been harvested green as fodder for livestock.

2.3 Implications on food security

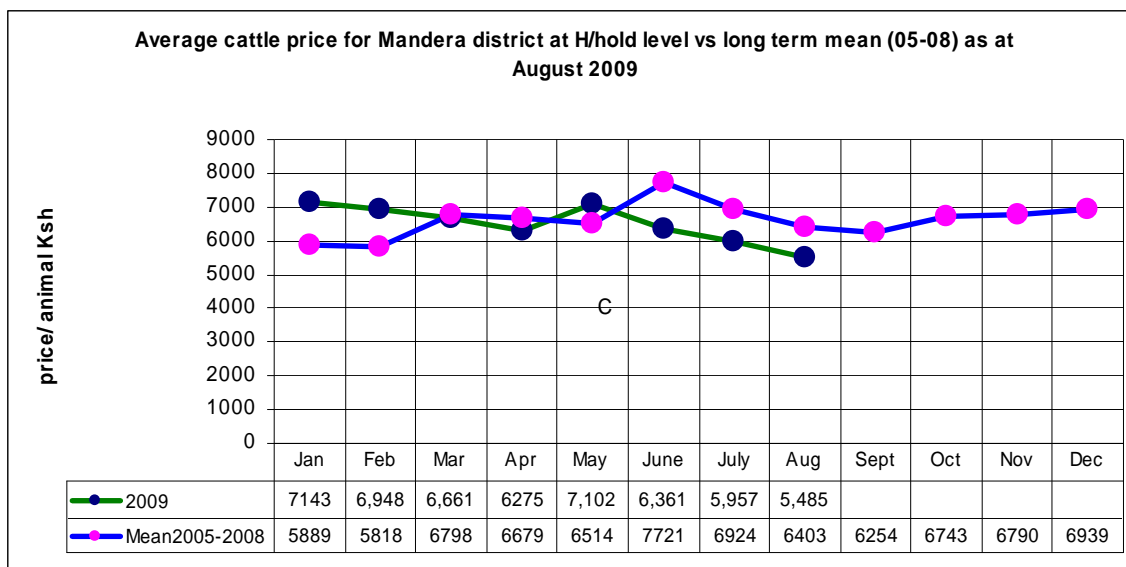
- No harvests were witnessed, decreased livestock prices coupled with high cereal prices impacted negatively on household food security thus urgent food aid needed.

3. Access to food

3.1 Livestock marketing

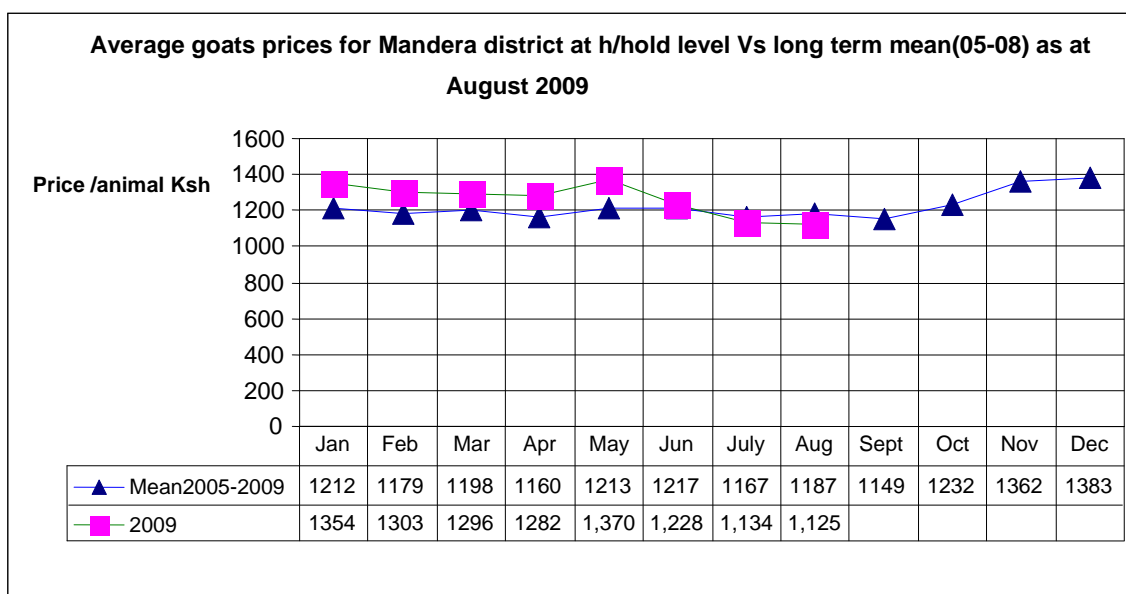
3.1.1 Cattle prices

- Average cattle prices decreased from Ksh5,957 in July to 5,485 and this was attributed to poor body condition and low market demand.
- Compared to long term mean, the average price was lower by Ksh918.
- The highest price was noted in Irrigated cropping zone at Ksh5,850 followed by pastoral all species at Ksh5667 and agro pastoral at Ksh4,938.



NB: No. of Households: 420

3.1.2 Goat prices



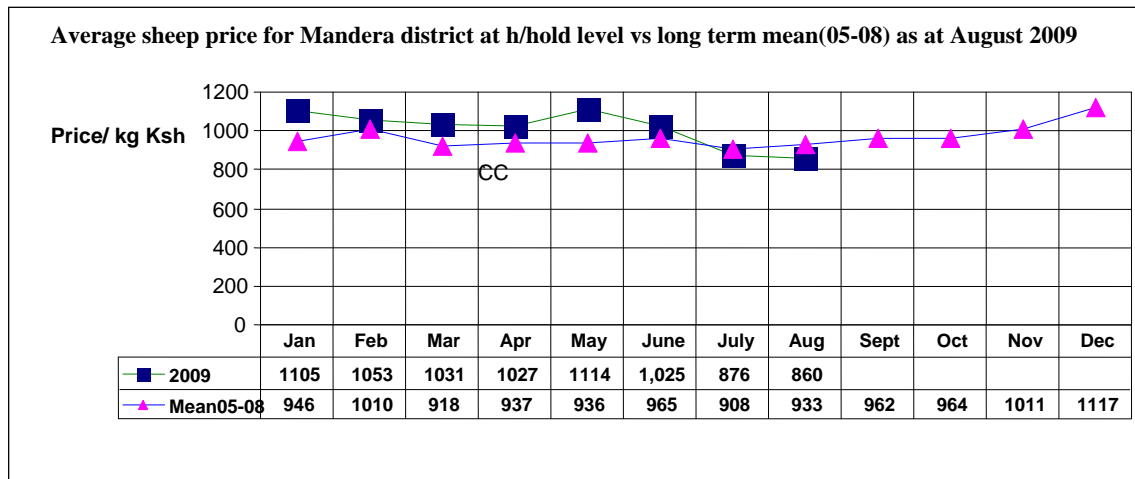
NB: No of Households :(N) 420

- The average goat price decreased from Ksh1,134 to Ksh1, 125 in August. The decreased price was attributed to poor body condition.
- The decreased goat prices decreased the purchasing power and food security of the households as sales of goats were the main livestock sold to meet every day needs of rural households. Compared to long term mean, the average price was lower by Ksh62.
- Pastoral all species zone recorded the highest average prices at Ksh1,213 followed by Agro- pastoral zone at Ksh1,115 and irrigated cropping zone at Ksh1047.

3.1.3 Sheep prices

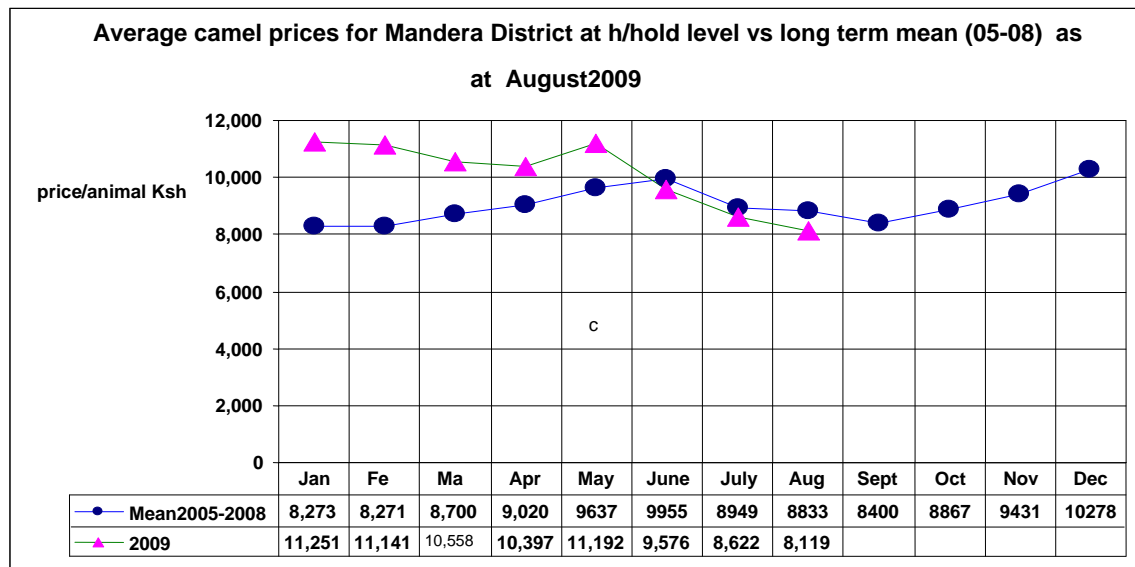
- Average sheep prices decreased from Ksh876 in July to Ksh860 and this was attributed to poor body condition.
- Compared to long term mean, the average price is lower by Ksh 73 in the month of August 2008.

- The highest average price was noted in irrigated cropping zone with Ksh 895 followed by Agro-Pastoral at Ksh845 and pastoral all species at Ksh 841.



No of households :(N) 420

3.1.3 Camel prices



: No of households :(N) 420

- Average camel price decreased from Ksh8, 622 in July to Ksh8,119 in the month of August. The decreased price was due to poor body condition of livestock and low market demand.
- The highest price was in Agro pastoral followed by pastoral all species.
- On the other hand, the average price for the long term was higher than the month of August by Ksh714.

3.2 Livestock sales

- The average sales of goats, cattle, camel and sheep were 239, 29, 24 and 74 respectively, with total sales of 366 during the month of August.
- In the previous month, sale volumes were 307 species of animals. The trend increased during the month of August as compared to previous month.
- The highest sale for cattle was in Agro- pastoral followed by Irrigated, sheep in Agro-pastoral followed by pastoral all species and goats in pastoral all species followed by

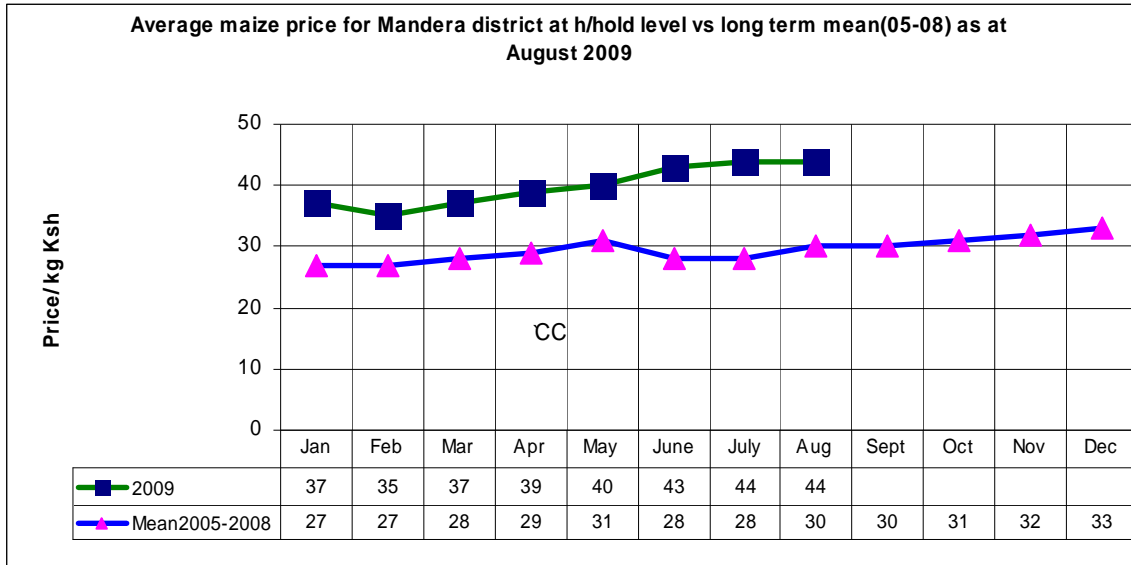
Agro-pastoral and camel in Agro-pastoral followed by pastoral all species. Most households depended on livestock to meet their basic essential needs.

3.3 Milk consumption

- Milk was hardly available and the consumption decreased compared to last month.

3.4 Crop prices

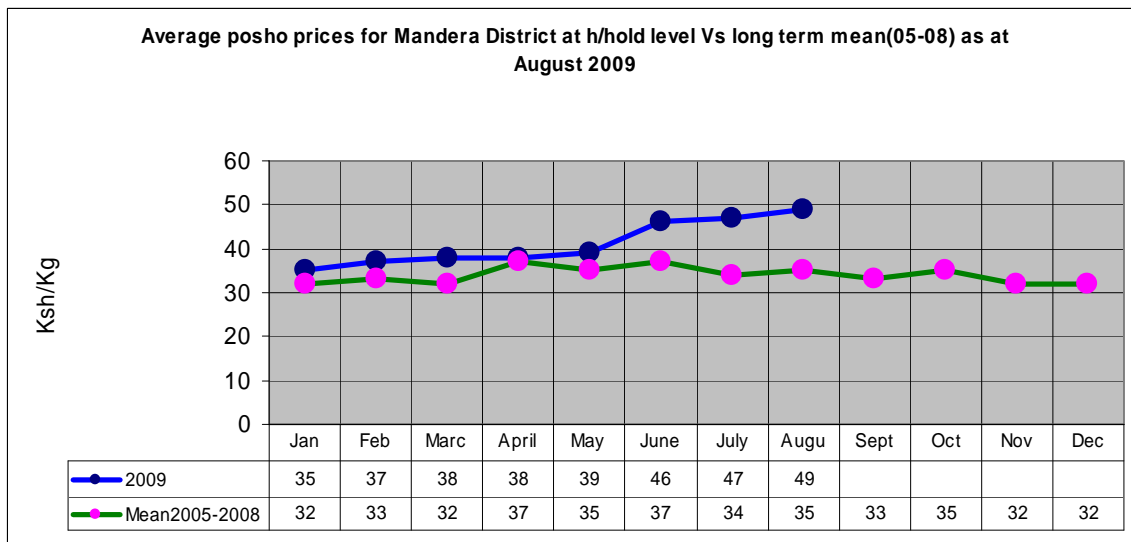
3.4.1 Maize prices



: No of households: (N) 420

The observed average maize price during the month of August is Ksh44 per kilo. Compared to last month, the average price was stable. However, compared to long term mean price, the average price was higher by Ksh14.

3.4.2 Posho prices



: No of households :(N) 420

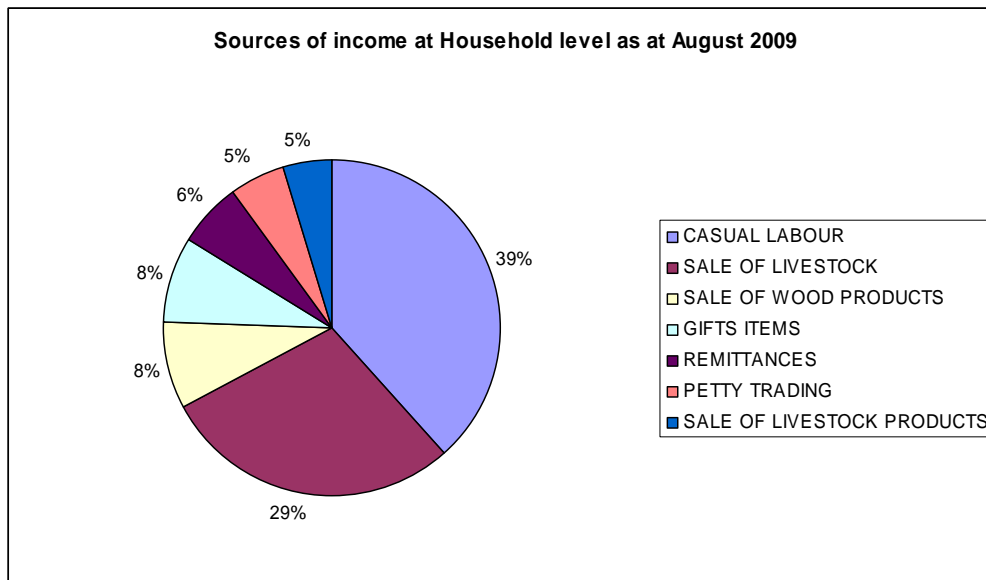
- The average posho price was Ksh49 per kilo and compared to last month the average price increased by Ksh2. Compared to long term mean, the average price was higher by Ksh14.

3.4.3 Other major food crops/ major purchased food

- The food purchased by the communities were oil, rice and sugar.s
- The observed price for Sugar for the month was Ksh 69 (July Ksh70), rice Ksh72 (July Ksh72), oil Ksh141 (July Ksh145).

3.5 Income

3.5.1



Source: ALRMP sample site. Total Sample size (N) 420 HH

The main source of income for all livelihoods for the month under review was sales of livestock and casual labour. The sales rate of camel, cattle, sheep and goats were on average.

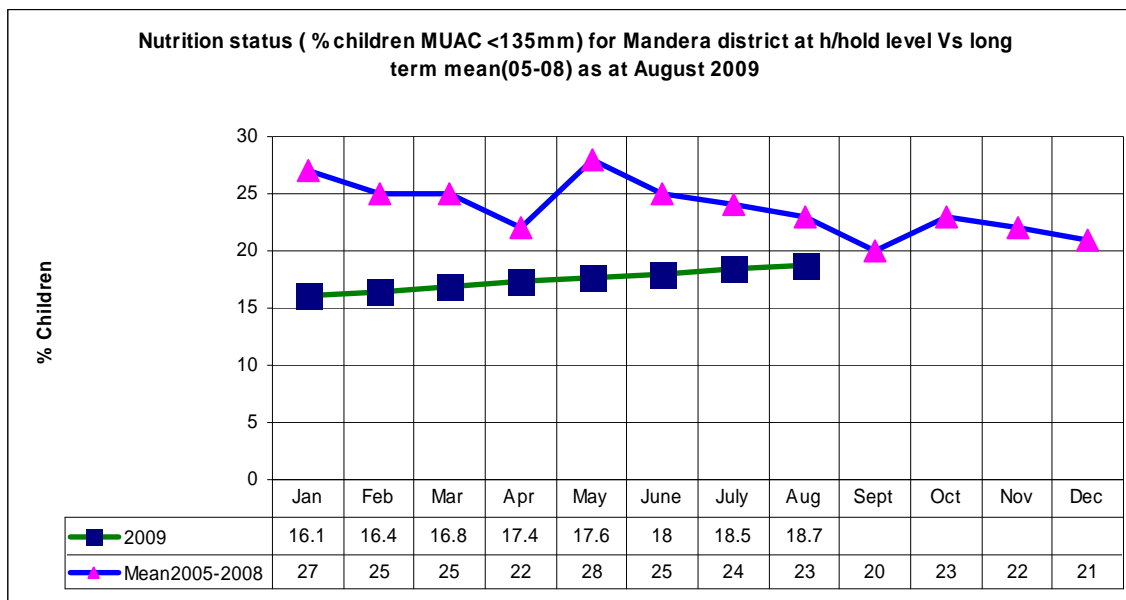
3.5.3 Casual labour

- The average daily wage from sampled divisions was Ksh192 but from general observation it ranged between Ksh170 to 250 per day. Compared to the preceding month, the average daily wage decreased by Ksh15.
- The highest average income was noted in irrigated cropping followed by pastoral all species and agro-pastoral zones.

4.0 Human welfare indicators (utilisation of food)

4.1 Nutrition status

- The nutrition status of children below five years was stable during the month, with the percentage of those rated at risk of malnutrition recorded at 18.7%.
- Compared to long term mean, the rate was down by 4.3%.
- According to sample areas, Shimbir Fatuma division reported the highest rate at 25.7% while lowest was Hareri division at 14.3%.



: Total No of Children: 1,643.

4.2 Health

- There was no outbreak of human diseases reported during the month under review.

5.0 Current Intervention

5.1 Non-food aid

The following interventions were carried out during the month in the district;

- ALRMP and MW&I conducted water trucking in water stress areas of Mandera West, North, Central, and East districts.
- RACIDA conducted water trucking to 18 centres of Mandera East, West and Central districts.
- RACIDA carried out livestock off-take (Destocking) in Khalalio, Hareri and Rhamu dimtu division with a total 1800 shoats.
- RACIDA distributed a total 1800 litres of fuel subsidy to Guticha, Marothiley and Shimbir fatuma livestock boreholes.

5.2 Food aid

- Supplementary feedings by Action against Hunger, Save the Children (UK) and Islamic Relief.
- Therapeutic feeding centers (TFC) in Mandera district hospital by ACF
- Distribution of relief food by (EMOP) WFP & COCOP with total beneficiaries of 123,509 persons.
- GOK food distribution of 600MT of Rice, 40MT of Pulse and 14.4MT of Oil in the larger district.
- Ramadan food distribution by Islamic Relief with a total of 4000 beneficiaries each receiving 18Kgs of food package.

5.3 Coping strategies

The main coping strategies were;

- Provision of relief food.
- Supplementary feeding for vulnerable groups.
- Causal works act as secondary coping strategy for the Agro-pastorals & pastorals.
- Sharing of relief food with pastoral relatives.

6.0 Recommendations to DSG and KFSM

- Water trucking should continue to centres with acute water stress -*Action-DWOs-Mandera West, East, Central, Arid lands and other Actors.*
- Provision of certified seeds, farm inputs and fuel subsidy to irrigated cropping zones - *Action Ministry of Agriculture & other actors.*
- Provision of livestock feed especially hay and supplement feed-*Action DLPOs, Arid Lands and other actors.*
- There is an urgent need to solicit funds for destocking and livestock off take .*Action-DSGs and other actors*
- Vaccination and mass treatment of PPR and CCPP diseases in goats in the entire districts -*Action –DVOs Mandera West, East and Central, VSF and COOPI.*
- Supplementary feeding to continue and increase coverage so as to reduce the malnutrition rates in the districts- *Action Ministry of Health, AAH, Islamic Relief & Save the Children (UK).*
- Scale up general food aid distribution to 90% of the district population. *Action: WFP and GOK.*
- Provide fast moving spares and fuel subsidy to livestock boreholes- *Action- District Water Officers, Arid lands ,NGOs and other actors.*
- There is urgent need of supportive treatment like multivitamins and deworming to livestock as well as ecto- and endo parasite reduction control. *DVOs Mandera East, West, and Central and other actors.*