

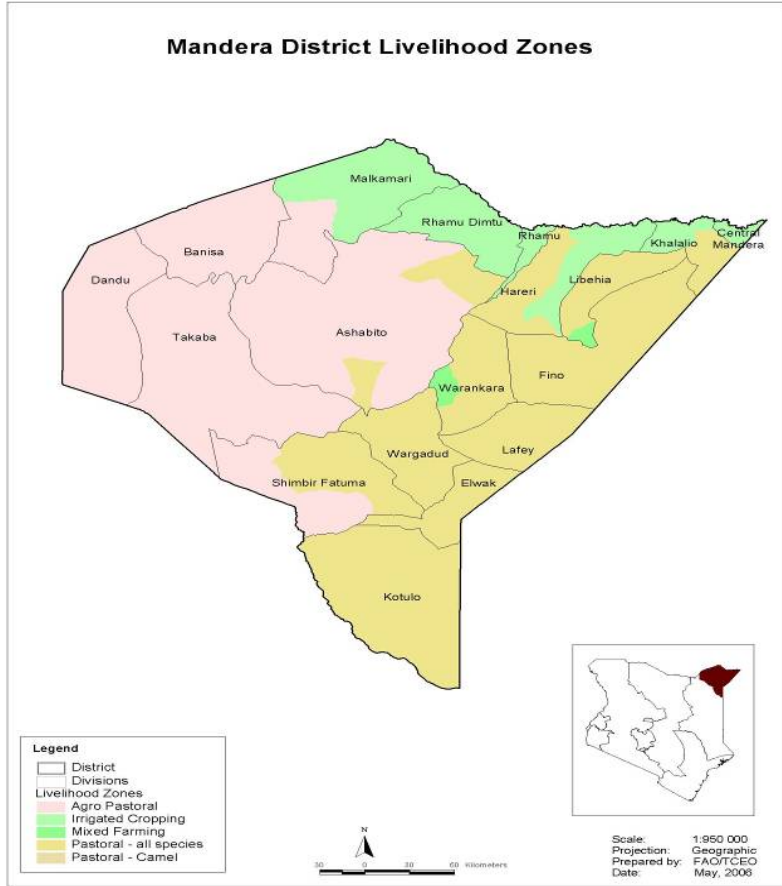


**OFFICE OF THE PRIME MINISTER
MINISTRY OF STATE FOR THE DEVELOPMENT OF NORTHERN KENYA AND OTHER ARID LANDS
ARID LANDS RESOURCE MANAGEMENT PROJECT II**

DROUGHT MONITORING BULLETIN, DECEMBER 2009

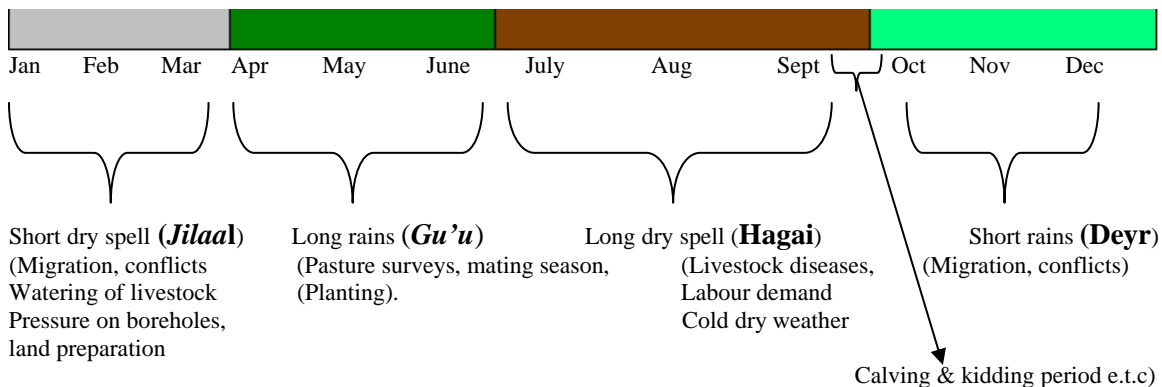
Mandera District

Warning stages



Livelihood Zone	Warning stage	Trend
Pastoral- all species	Normal	Worsening
Agro pastoral	Normal	Worsening
Irrigated Cropping	Normal	Improving
District	Normal	Worsening

Seasonal Calendar



Situation overview

- No rainfall was received during the reporting month.
- The main sources of water for the month were River Daua, earth pans, underground water tanks, boreholes and shallow wells.
- Although dried earlier than normal, pasture is sufficient in most parts of the districts and is expected to be adequate in the next two to three months.
- Livestock body conditions were good for the month of December and this is attributed to good pasture and browse in most parts of the district.
- The pastoralists who had migrated with their livestock to Ethiopia during the peak of 2009 drought and have decided to come back and formed satellite settlements (makeshift villages) in Mandera Central and West districts having no water and food and needed to be targeted under EMOP or GOK food.
- The average household prices of livestock have increased when compared to the preceding month and this is due to improved body conditions.
- The main sources of income for the month of December were sales of livestock and casual labour.
- Cases of Contagious Caprine Pluro Pneumonia (CCPP) and suspected cases of PPR were reported during the month under review in the larger district.
- There were no insecurity incidence reported during the month under review
- The nutrition status of children below five years improved slightly during the month. The percentage of children rated at risk of malnutrition was 17.4% compared to 18 in November. Compared to long term mean, rate was lower by 3.6%.
- Increased diarrhoea cases reported in Lafey division during the month under review.
- The drought situation in the district is normal and trends are worsening.

Recommendations to DSG and KFSM

- Intensive health education in institutions and promote hygiene in public places and treatment of water sources with chlorine. *Action Ministry of Public Health and Sanitation.*
- Provision of adequate drugs at rural dispensaries and health services anticipating outbreak of water borne diseases and provision of treated nets to poor households in the affected areas-*Action Ministry of Public Health and Sanitation, Ministry of Water.*
- Vaccination and mass treatment of CCPP disease in the entire district -*Action – DVOs and other Actors.*
- Supplementary feeding to continue so as to reduce the malnutrition- *Action MOH,AAH, Islamic Relief and Save the Children (UK).*

Current interventions

Non-food aid

The following interventions were carried out in the district during the month;

- ALRMP conducted cross border dialogue meeting between Kenya and Ethiopia governments during the month.
- Kenya Red Cross donated drugs to Lafey Sub District Hospital where there were increased diarrhoea cases during the month of December.

Food aid

- Supplementary feedings by Action against Hunger, Save the Children (UK) and Islamic Relief.
- Therapeutic feeding centers (TFC) in Mandera district hospital by ACF
- Distribution of relief food by WFP & COCOP with total beneficiaries of 79,887 persons for the month of December.

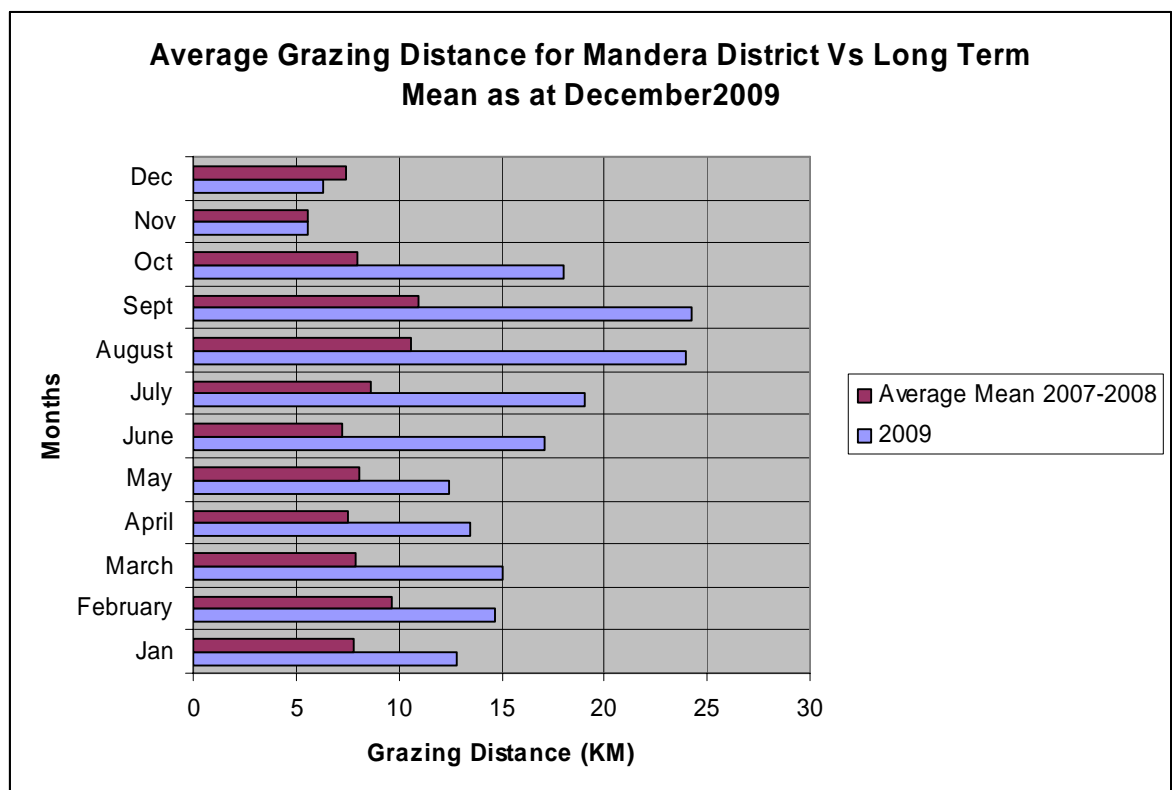
1.0 Environmental indicators (stability)

1.1 Rainfall

No rainfall was received in the district during the month under review.

1.2 Condition of natural vegetation and pasture

- Pasture dried up in most parts of the district but is sufficient and adequate in the next two to three months. The average distance to grazing areas is 6.3 km while average house distance is 4.2km, and when compared to last month, the average grazing distance has been increased by 0.7Km.



1.3 Water sources and availability

- The main water sources for the larger district livelihoods zones were boreholes, River Daua, shallow wells, underground water tanks, water trucking and few major earth pans.
- There were few centres under water stress namely:- Jajabole, Ereskinto, Harbafi, Eresuki, Dawader, Dimu, Barwaqo1 and two, Kob dhadi, Sukela kuli, Qoqai. Hullo, Waridow, Choroqo, Waridow, Qarsa damo, Boji, Buqe, Kuro, Arda qolo and need water trucking.

1.4 Emerging issues

1.4.1 Migration

There was in migration of livestock from Ethiopia in Khalalio and Hareri divisions reported during the month under review.

1.5 Implications on food security

Availability of water, pasture and browse improves the body conditions of livestock and this will have positive impact on pastoral return and economy hence positive impact on food security.

2.0 Rural economy indicators (food availability)

2.1 Livestock production

The main livestock reared by the pastoralists are camel, cattle, goats and sheep. Camel and cattle being long term assets while shoats are short term assets/current assets.

2.1.1 Livestock body condition

The livestock body conditions have improved due forage and pasture availability both quality and quantity in most divisions of the larger district.

2.1.2 Livestock diseases

Contagious Caprine Pluro Pneumonia (CCPP) and Suspected cases of PPR diseases reported during the month under review.

2.1.3 Milk production

Milk was available in all the divisions in the district due availability of pasture and browse in most parts of the district

2.2 Crop production

2.2.1 Timelines and status of crop production

Irrigated cropping zone, Onions, Tomatoes and Pawpaw are at harvesting stages while maize crops are at tussling stage. On agro- pastoral, Sorghum is at harvesting stage.

2.2.2Pest and diseases

Aphids in tomatoes and Sorghum midge have been reported during the month.

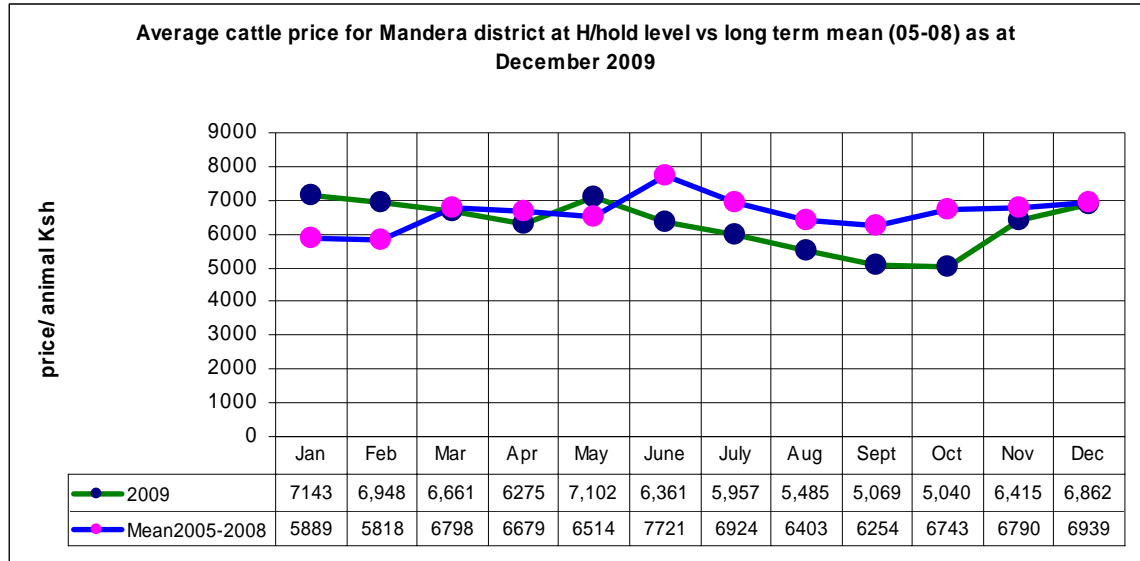
2.2.3 Harvest

No harvest made during this month under review in all livelihood zones.

2.2.4 Implications on food security

On pastoral and agro-pastoral zones, sorghum and maize crops are at tussling stage and expecting good harvests which will boast the food security of livelihoods.

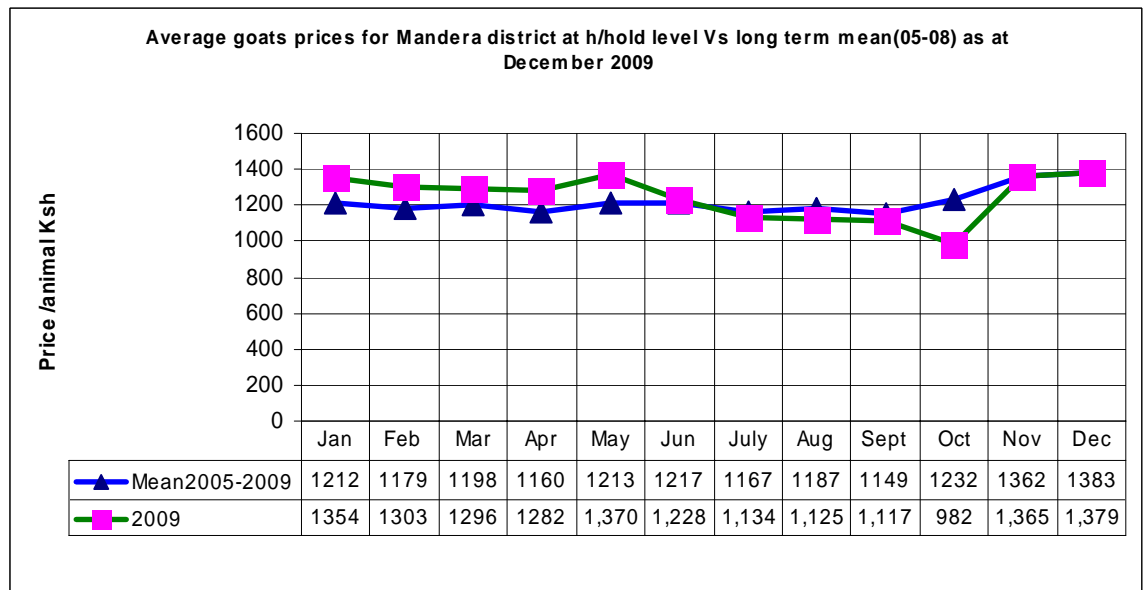
3.0 Access to food
3.1 Livestock marketing
3.1.1 Cattle prices



NB: No. of Households: 476

Average cattle prices increased from Ksh6,415 to 6,862 in the month of December and this was attributed to improved body condition and high market demand. Compared to long term mean, the average price is lower by Ksh77. The highest price was noted in Irrigated cropping zone at Ksh7,455 followed by Agro pastoral with Ksh6,632 and pastoral all species with Ksh6,500.

3.1.2 Goat prices

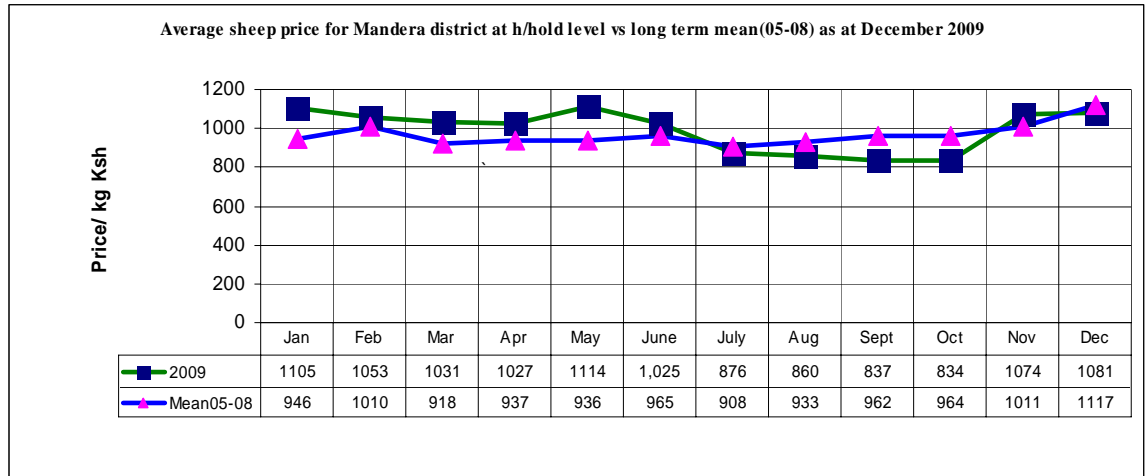


NB: No of Households :(N) 476

- Average goat prices increased from Ksh1, 365 to Ksh1379 in December. The increased price was attributed to improved body condition. The increased goat prices increased purchasing power and food security of the households as goats are the main livestock sold to meet every day need for rural households.

- Compared to long term mean, the average price is lower by Ksh4 in the month of December. Pastoral all species zone recorded the highest average prices with Ksh 1,488 followed by Agro- pastoral zone with Ksh1,382 and Irrigated cropping zone at Ksh 1,267.

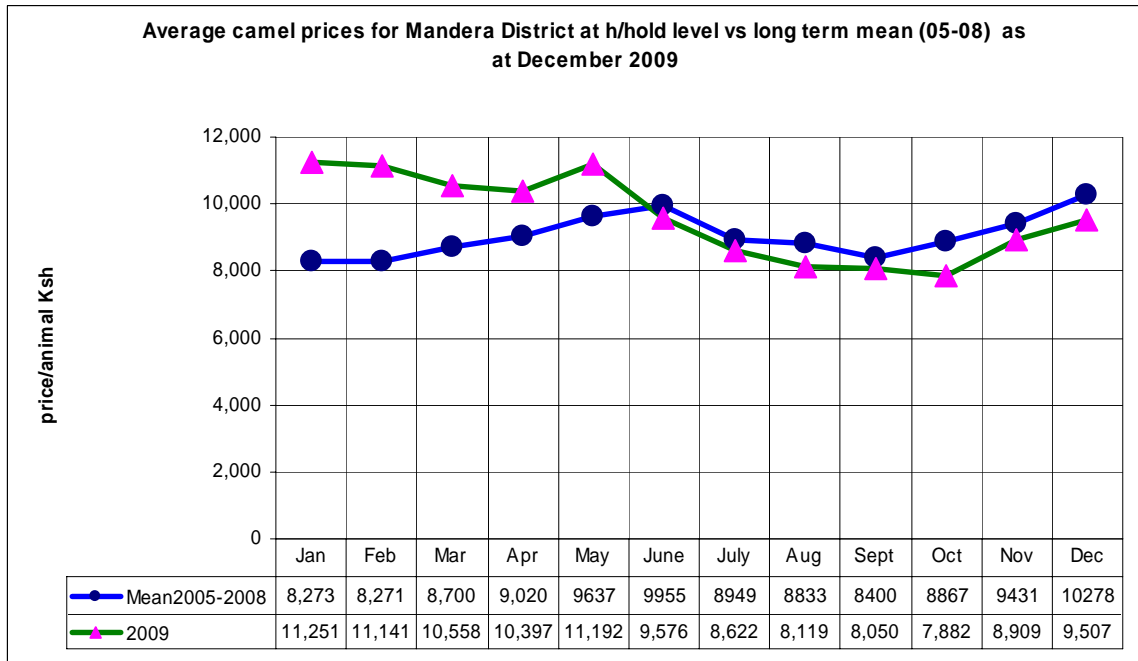
3.1.4 Sheep prices



: No of households :(N) 476

- Average sheep prices increased from Ksh1,074 to Ksh1,081 in December and this was attributed to improved body condition. Compared to long term mean, the average price was lower by Ksh36 in December. The highest average price was noted in Agro-Pastoral at Ksh1,110 followed by irrigated cropping zone with Ksh1,105 and Pastoral all species with Ksh1,029.

3.1.3 Camel prices



: No of households :(N) 476

- Average camel prices increased from Ksh8,909 in November to Ksh9,507. The increased price was due to improved body condition of livestock and high market demand.

- Average price range highest was in Agro pastoral zone followed by Irrigated livelihood zone. On the other hand, the average price for the long term was higher than the month of December by Ksh771.

3.2 Livestock sales

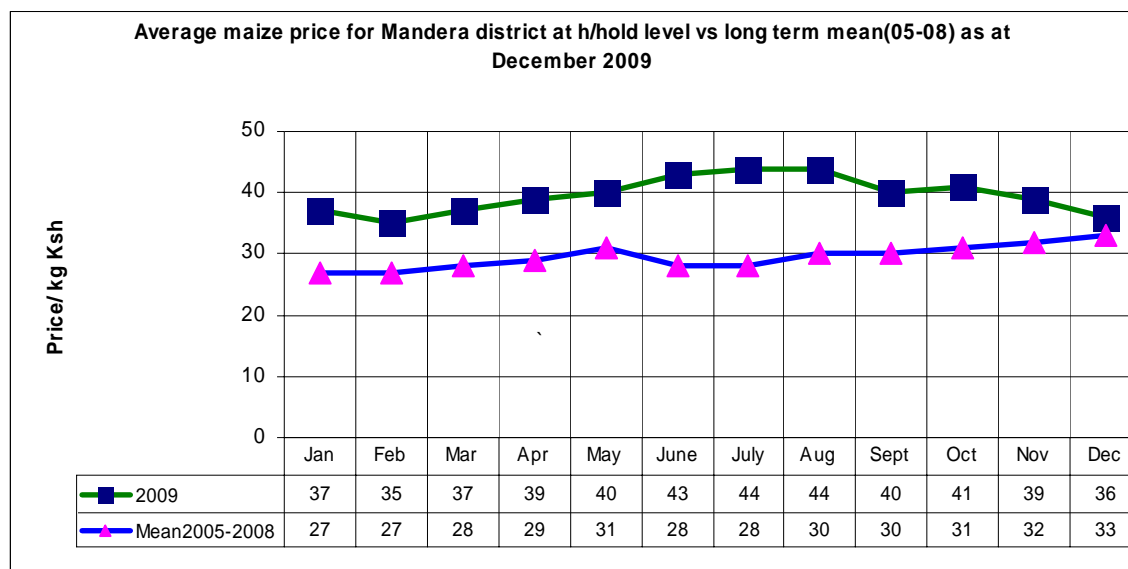
- The average sales of goats, cattle, camel and sheep were 303, 50, 37 and 75 respectively with total sales of 465 during the month of December. In the previous month, sale volumes were 294 species of animals. The trend has increased during the month of December as compared to previous month.
- The highest sale of cattle was in Agro-pastoral followed by Irrigated, sheep in Agro-pastoral followed by pastoral all species and goats in Agro-pastoral followed by pastoral all species and camel in Agro-pastoral followed by pastoral all species. Most households depended on livestock to meet their basic essential needs.

3.3 Milk consumption

Milk availability has improved as compared to the previous month

3.4 Crop prices

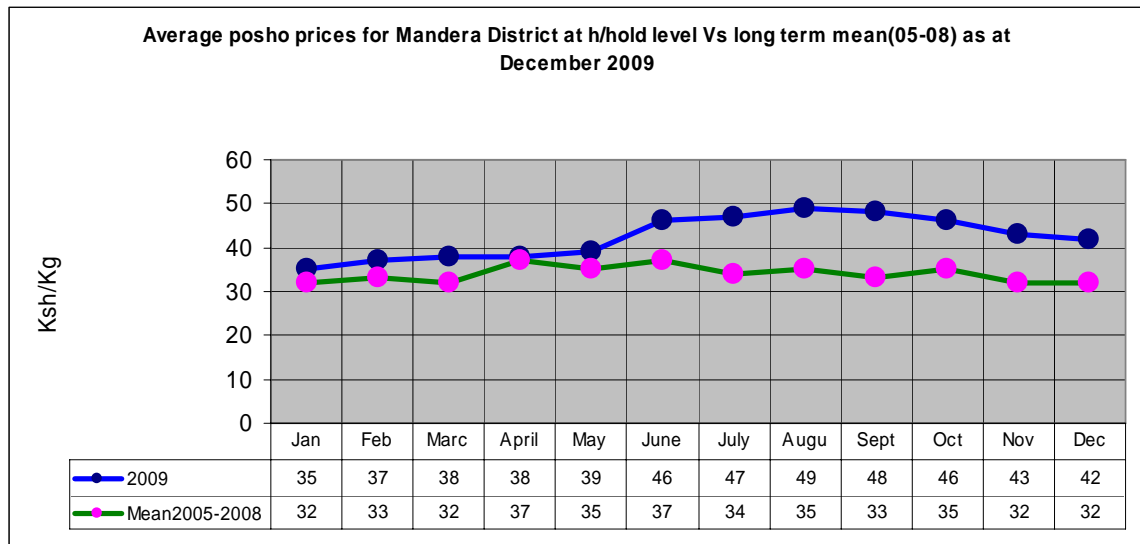
3.4.1 Maize prices



: No of households: (N) 476

The observed average maize price during the month of December was Ksh36 per kilo. Compared to last month, the average price has decreased by Ksh3. Compared to long term mean price, the average price was higher by Ksh3 for this month.

3.4.2 Posho prices



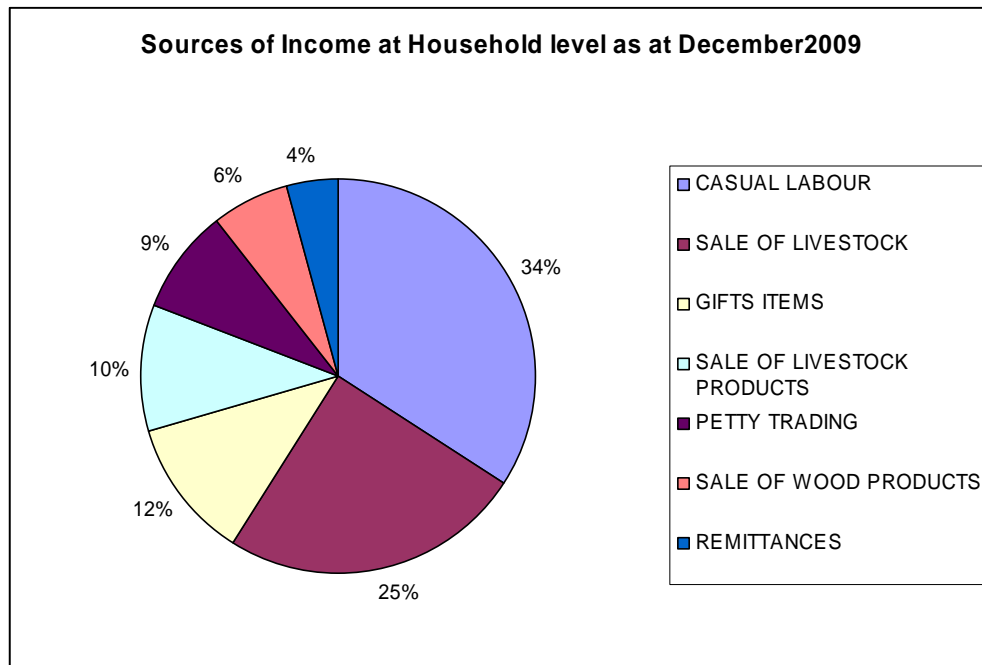
: No of households :(N) 476

The observed average Posho price during this month was Ksh42 per kilo and compared to last month the average price decreased by Ksh1. Compared to long term mean, the average price is higher by Ksh10.

3.4.3 Other major food crops/ major purchased food

The foods purchased by the communities were oil, rice and sugar. The observed price for sugar for the month of December was Ksh77 (Nov-81), Rice was Ksh 67 (Nov- 67), Oil Ksh126 (Nov-119).

3.5 Income



Source: ALRMP sample site. Total Sample size (N) 476HH

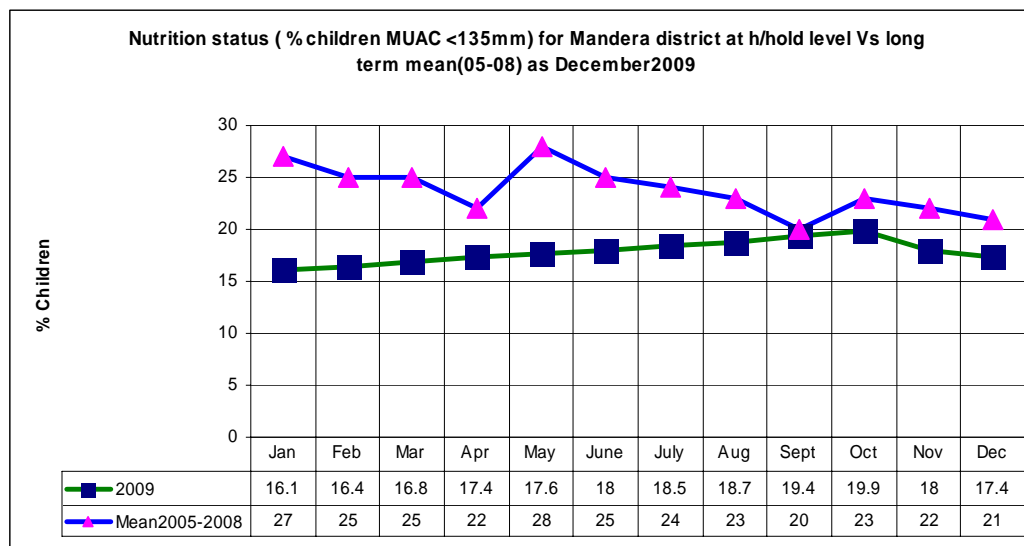
The main source of income for all livelihoods for the month under review was sales of livestock and casual labour. The sales rate of camel, cattle, sheep and goats were on average.

3.5.3 Casual labours

The average daily wage from sampled divisions was Ksh203 but from general observations it ranges between Ksh200 to 250 per day. Compared to the preceding month, the average daily wage increased by Ksh1. The highest average income was noted in Agro-pastoral followed by irrigated cropping zones and pastoral all species.

4.0 Human welfare indicators (utilisation of food)

4.1 Nutrition status



: Total No of Children: 1,900.

- The nutrition status of children below five years improved slightly during the month. The percentage of children rated at risk of malnutrition was 17.4% compared to 18 in November. Compared to long term mean, rate was lower by 3.6%.
- According to sample areas, Libehia division reported rate at 25.0% while lowest was Takaba division with 12.9%.

4.2 Human health

Increased diarrhoea cases reported in Lafey division during the month under review.

5.0 Current interventions

5.1 Non-food aid

The following interventions were carried out in the district during the month;

- ALRMP conducted cross border dialogue meeting between Kenya and Ethiopia government during the month.
- Kenya Red Cross donated drugs to Lafey Sub District Hospital where there were increased diarrhoea cases during the month of December.

5.2 Food aid

- Supplementary feedings by Action against Hunger, Save the Children (UK) and Islamic Relief. Therapeutic feeding centers (TFC) in Mandera district hospital by ACF.

- Distribution of relief food by WFP & COCOP with total beneficiaries of 79,887 persons for the month of December.

5.3 Other coping strategies

The coping strategies during the month were;

- Provision of relief food and supplementary feeding for the vulnerable groups of the communities in the divisions.
- Causal works act as secondary coping strategy for the Agro-pastorals & pastorals.
- Sharing of relief food with pastoral relatives.

6.0 Recommendations to DSG and KFSM

- Intensive health education in institutions, markets and promotes hygiene in public places and treatment of water sources with chlorine. *Action Ministry of Public Health and Sanitation.*
- Provision of adequate drugs at rural dispensaries and health services anticipating outbreak of water borne diseases and provision of treated nets to poor households in the affected areas-*Action Ministry of Public Health and Sanitation, Ministry of Water.*
- Vaccination and mass treatment of CCPP disease in the entire district -*Action – DVOs.*
- Supplementary feeding to continue so as to reduce the malnutrition- *Action MOH,AAH, Islamic Relief and Save the Children (UK).*