

Situation overview

- The district did not receive any rainfall during the month under review.
- The pasture and browse situation was very poor in the entire district.
- Livestock body conditions were poor for the month of July and this was attributed to poor pasture and browse in all parts of the district.
- The number of centres relying on water trucking continued to increase while boreholes became highly congested and over utilized, leading to frequent breakdowns of generating sets but effectively managed.
- The average household prices of livestock decreased compared to the preceding month. The decreased livestock prices eroded the purchasing power of the pastoralist households as their main sources of income is livestock sales.
- Milk availability remained scarce at household level across the larger district.
- The main sources of income for the month of July were sales of livestock and casual labour.
- Cases of Contagious Caprine Pluro Pneumonia (CCPP) and suspected cases of PPR diseases were reported during the month under review in the larger district.
- Cereals and legume prices increased compared to the previous month.
- Three Action Against Hunger (ACF) Staff were kidnapped by unknown people in Mandera town during the month.
- The nutrition status of children below five years declined slightly during the month, with the percentage rated at risk of malnutrition rising to 18.5% from 18 in June.
- The drought situation in the district was at 'Emergency' stage and trend worsening.

Recommendations to DSG and KFSM

- Water trucking to centres with water stress -Action-DWOs-Mandera West, East, Central, Arid lands and other Actors.
- Vaccination and mass treatment CCPP,PPR diseases in the entire district -Action -DVOs Mandera West, East and Central.
- Provide fuel subsidy and fast moving spares for all livestock boreholes to reduce the water fee burden on overstressed pastoralists and ensure all gensets are operational. Action-ALRMP,DWOs Mandera East, West and Central and Other Actors.
- There is need to put in place an alternative livelihood for the pastoralist communities as the long rains have largely failed. Action-DSGs Mandera East, Central and West.
- Provision of livestock feed especially hay and supplement feed-Action DLPOs, Arid Lands and other actors.
- Scale-up food aid distribution Action: WFP and GOK.

Current interventions

Non-food interventions

The following interventions were carried out during the month in the district;

- Ministry of health is conducting Nomadic health clinic in Lafey and Damasa
- ALRMP and MW&I are conducting water trucking in water stress areas of Mandera West, Central, and East districts.

Food aid

- Supplementary feedings by Action against Hunger, Save the Children (UK) and Islamic Relief.
- Therapeutic feeding centers (TFC) in Mandera district hospital by ACF
- Distribution of relief food by WFP & COCOP with total beneficiaries of 123,509 persons for the month of July.

1.0 Environmental indicators (stability)

1.1 Rainfall

No rainfall received during the reporting month under review.

1.2 Condition of natural vegetation and pasture

- The pasture and browse situation was very poor in the larger district and continued to deteriorate compared to last month.
- The average distance to grazing areas was 19.0 km while average house distance was 15.9km, and when compared to last month, the average grazing distance increased by 1.9km.

1.3 Water sources and availability

- The number of centres relying on water trucking continued to increase while boreholes became highly congested and overutilised, leading to frequent breakdowns of generating sets but were effectively managed.
- In Eastern flanks, there are 8 areas that are under water stress namely Qumbiso, , Karo, Kamor Ele, Sarohindi, Gari town, Bambo, Warankra and Oda need water trucking.
- Western flank: 18 centres are under water tress: - Arda halo, Bolowle, Sukela qori, Kob Adhadi, Choroqo, Malka Ruqa, Hullo, Guba, Eymole, Domal, Sukela Kuli Didkuro, Mirrille, Goljo, Urile, Alow Kona, Awacho Sambur, Malka Mari and there is need for water trucking.
- Central flank was the worst affected corridor with 28centres in need of water trucking namely Buqe, Dololo, Sukela Tinf, Ola, Chir chir, Gofa, Jabibar, Barwaqo, Garse, Kubi, dawader, Boji, Burmayo, Waridow, Ababosane, Ogorweyne, Daidai, Ashabito, Bosnia, Waldiri, Elele, Jabibar 2 and Jabibar 3 ,Garsa damo, Har farfi, Eresuki, Leheley and Jajabole.

1.4 Emerging issues

1.4.1 Security issues

- Three Action Against Hunger (ACF) staff were kidnapped by unknown people in Mandera town during the month and not yet released.

1.4 .2 Migration

- There was mass movement of herders in search of pasture to Ethiopia, Bardere and Kismayu of Somalia, which received near normal rainfall.

1.5 Implication on food security

- High displacement of children and aged who could not move with their livestock to Somalia and Ethiopia as main sole income was livestock sales, thus need urgently food aid intervention.

- Decreased livestock prices coupled with high cereal prices impact negatively on pastoral communities' food security thus food aid mitigation is needed.

2.0 Rural economy indicators (Food availability)

2.1 Livestock production

- The main livestock reared by the pastoralist is camel, cattle, goats and sheep. Camel and cattle are long term assets while shoats are short term assets/current assets.

2.1.1 Livestock body condition

- Livestock body conditions were poor for the month and still deteriorating and in the coming two to three weeks there will be mass death of livestock due to starvation.

2.1.2 Livestock Diseases

- Contagious Caprine Pluro Pneumonia (CCPP) and suspected cases of PPR were reported during the month under review.

2.1.3 Milk production

- On general observation, milk was scarcely available in most of the divisions in the district, hence reduced purchasing power of their basic needs.

2.2 Crop production

2.2.1 Timelines and status of crop production.

- In the irrigated zones, most of maize crop was at flowering and harvesting stage while cow peas were at harvesting stage.
- Most of vegetables had been recently transplanted although onions were at harvesting stage.

2.2.2 Pest and diseases

- Aphids in Tomatoes, Maize and Cow peas have been reported along the riverine during the month under review.

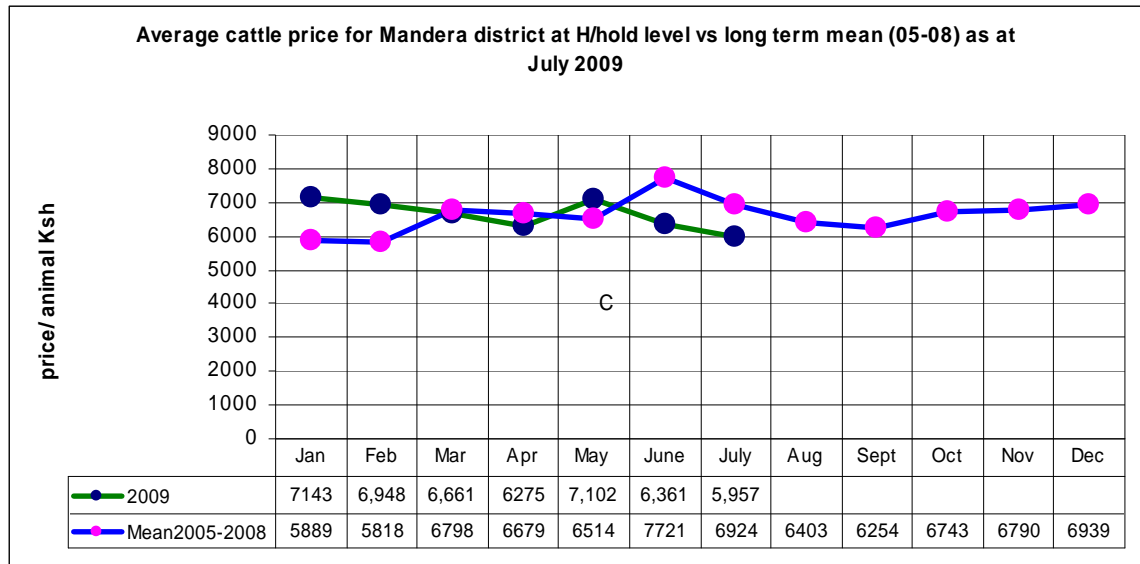
2.2.3 Harvest

- No harvest reported during the month under review.
- Most of farmers in Irrigated cropping zone prefer maize and cow peas green as fodder so that they can feed with their livestock while some farmers have ready market available.

2.3 Implications on food security

- In the agro-pastoral and pastoral communities, no harvests were realized and decreased livestock prices coupled with high cereal prices impacted negatively on household food security thus need food aid.

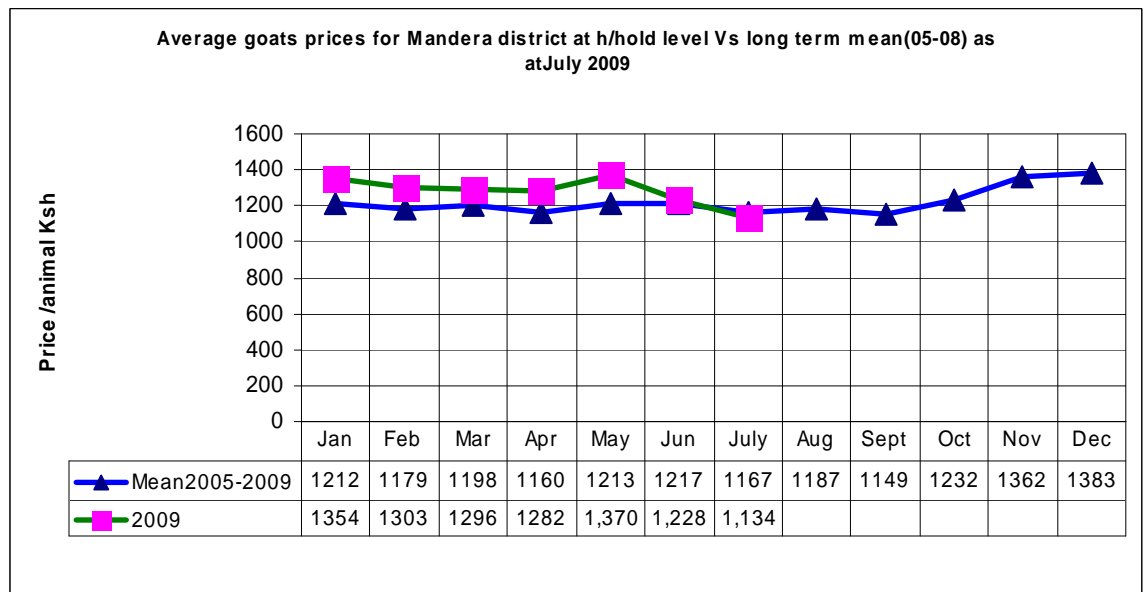
3.0 Access to food
3.1 Livestock marketing
3.1.1 Cattle prices



NB: No. of Households: 418

- Average cattle prices decreased from Ksh6,361 to 5,957 in July 2008 and this was attributed to poor body condition and low market demand.
- Compared to long term mean, the average price was lower by Ksh 967.
- The highest price was noted in irrigated cropping zone at Ksh6,350 followed by agro pastoral at Ksh5,563.
- No sales were recorded in the pastoral all species zone.

3.1.2 Goat prices

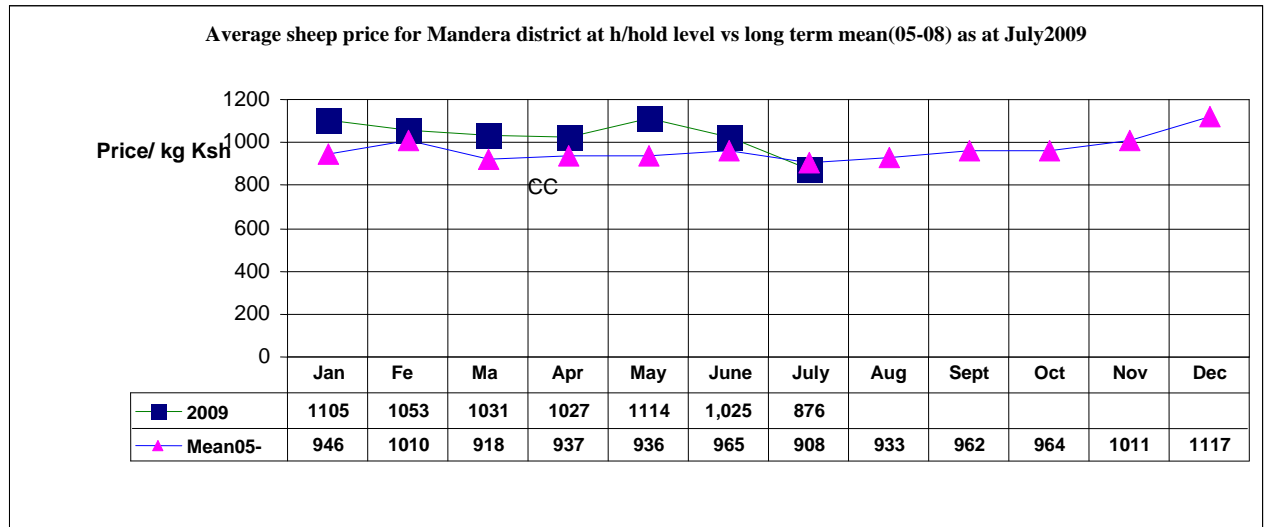


NB: No of Households :(N) 418

- Average goat prices decreased from Ksh1,228 in June to Ksh1,134. The decreased price was attributed to poor body condition.
- The decreased goat prices decreased purchasing power and food security of the households as goats were the main livestock sold to meet every day needs for rural households.

- Compared to long term mean, the average price was lower by Ksh33.
- The pastoral all species zone recorded the highest average price at Ksh1,216 followed by agro- pastoral zone at Ksh1,109 and irrigated cropping zone at Ksh1076.

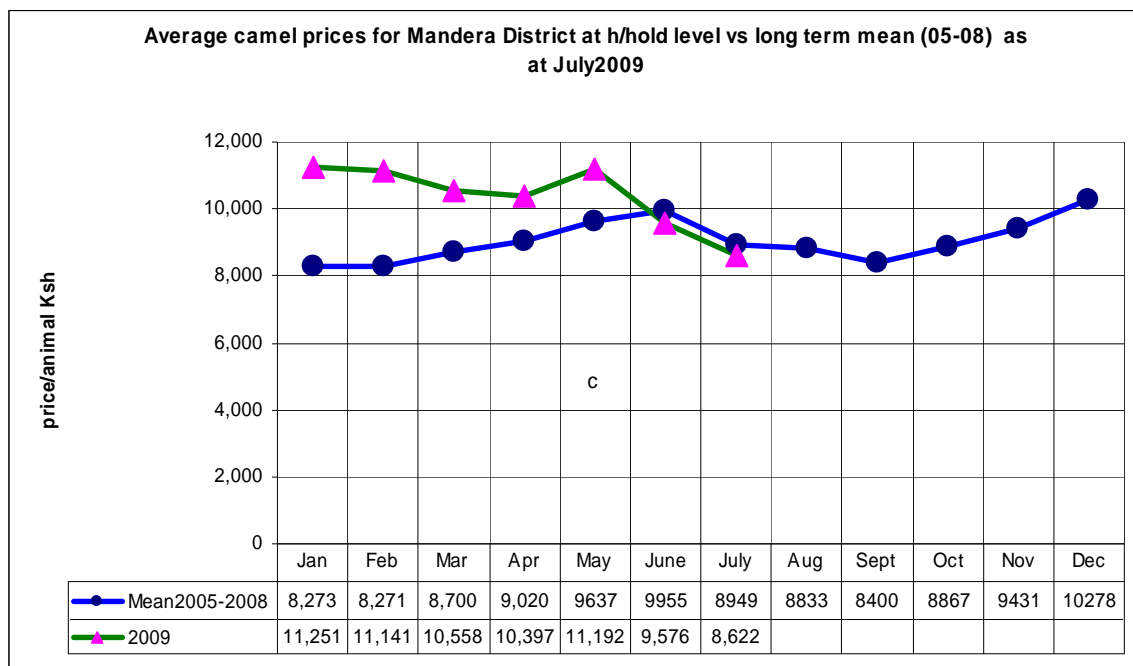
3.1.3 Sheep prices



: No of households :(N) 418

- Average sheep prices decreased from Ksh1,025 in June to Ksh876.
- This was attributed to poor body condition.
- Compared to long term mean, the average price was lower by Ksh32.
- The highest average price was noted in irrigated cropping zone at Ksh 923 followed by pastoral all species at Ksh879 and agro-pastoral at Ksh 827.

3.1.3 Camel prices



: No of households:(N) 418

- Average camel prices decreased from Ksh9, 576 in June to Ksh8,622.

- The decreased price was due to poor body condition of livestock and low market demand.
- The highest prices were in pastoral all species followed by Agro pastoral species.
- The price was lower than the long term mean by Ksh 327.

3.2 Livestock sales

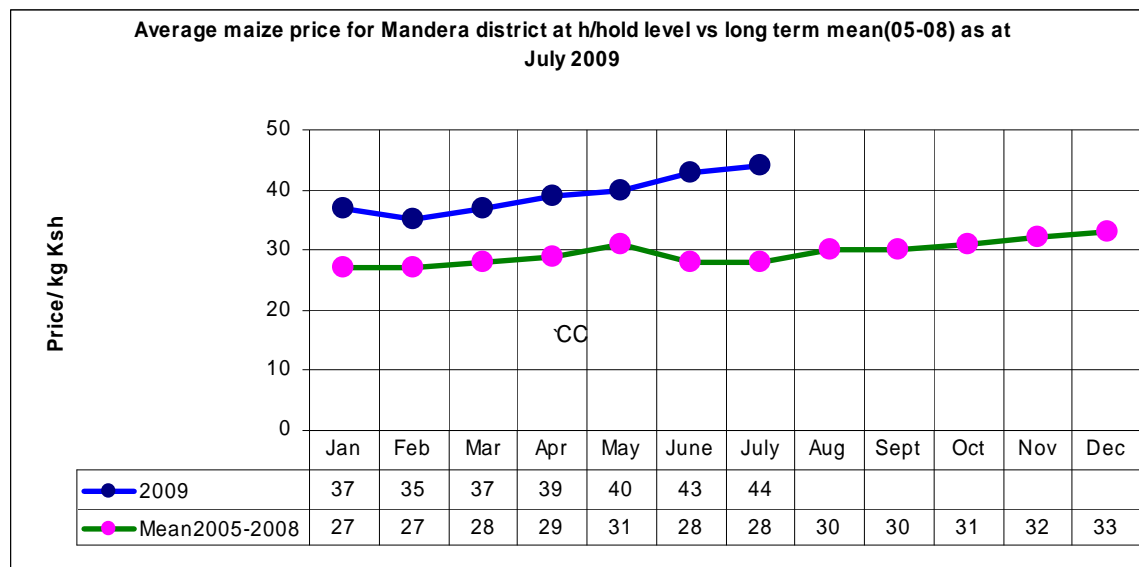
- The average sales of goats, cattle, camel and sheep were 211, 21, 19 and 56 respectively with total sales of 307 during the month of July.
- In the previous month, sale volumes were 248 species of animals.
- The trend increased during the month compared to previous month.
- The highest sales of cattle were in Agro-pastoral followed by Irrigated, sheep in Agro-pastoral followed by pastoral all species and goats in Agro-pastoral followed by Pastoral all species and camel in Agro-pastoral followed by pastoral all species.
- Most households depended on livestock to meet their basic essential needs.

3.3 Milk consumption

- Milk was hardly available and the consumption decreased compared to last month.

3.4 Crop prices

3.4.1 Maize prices

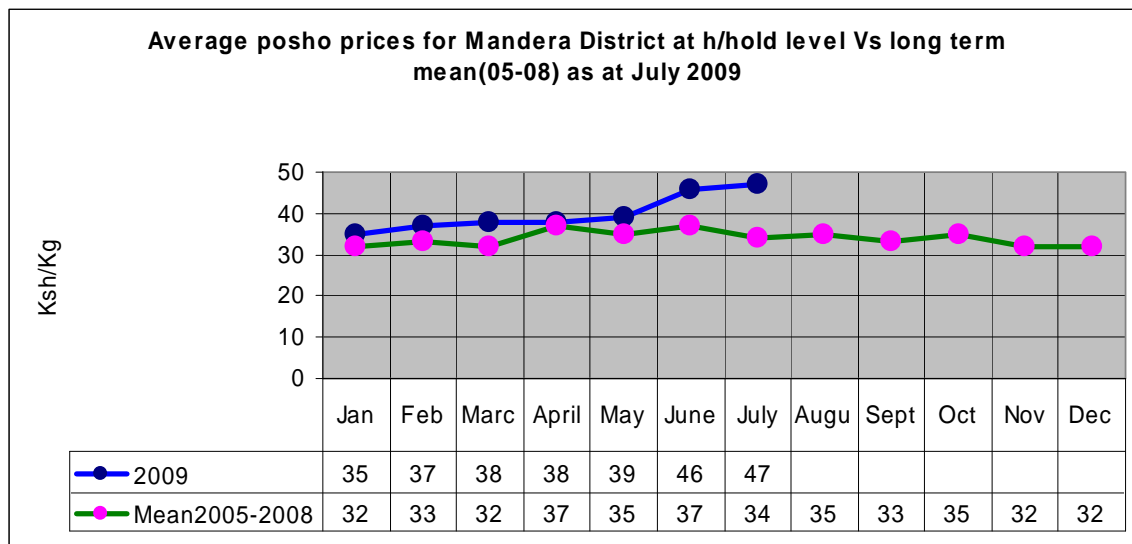


: No of households: (N) 418

- The average maize price during the month of July was Ksh44 per kilo.
- Compared to last month, the price increased by Ksh 1.
- Compared to long term mean price, the average price was higher by Ksh16 for this month.

3.4.2 Posho prices

- The average posho price during this month was Ksh47 per kilo and compared to last month the average price increased by Ksh1.
- Compared to long term mean, the average price was higher by Ksh13.

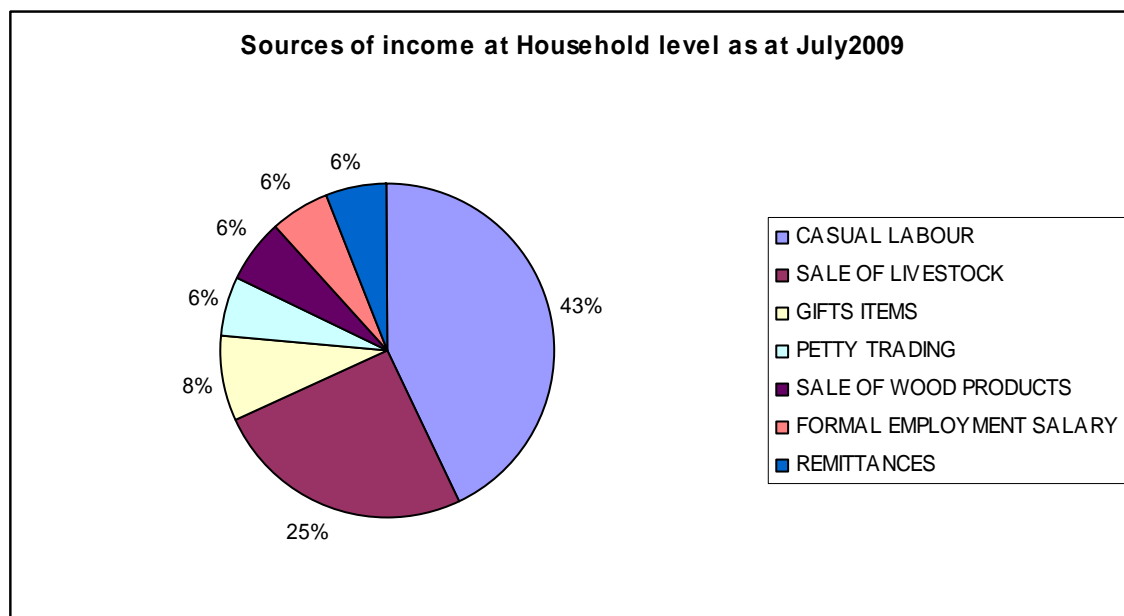


: No of households :(N) 418

3.4.4 Other major food crops/ major purchased food

- The food purchased by the communities was oil, rice and sugar.
- The price for sugar for the month was Ksh70 per kilo (June-71), Rice was Ksh66 for July (June- 72), Oil price was Ksh145 (June-139=).

3.5 Income



Source: ALRMP sample site. Total Sample size (N) 418 HH

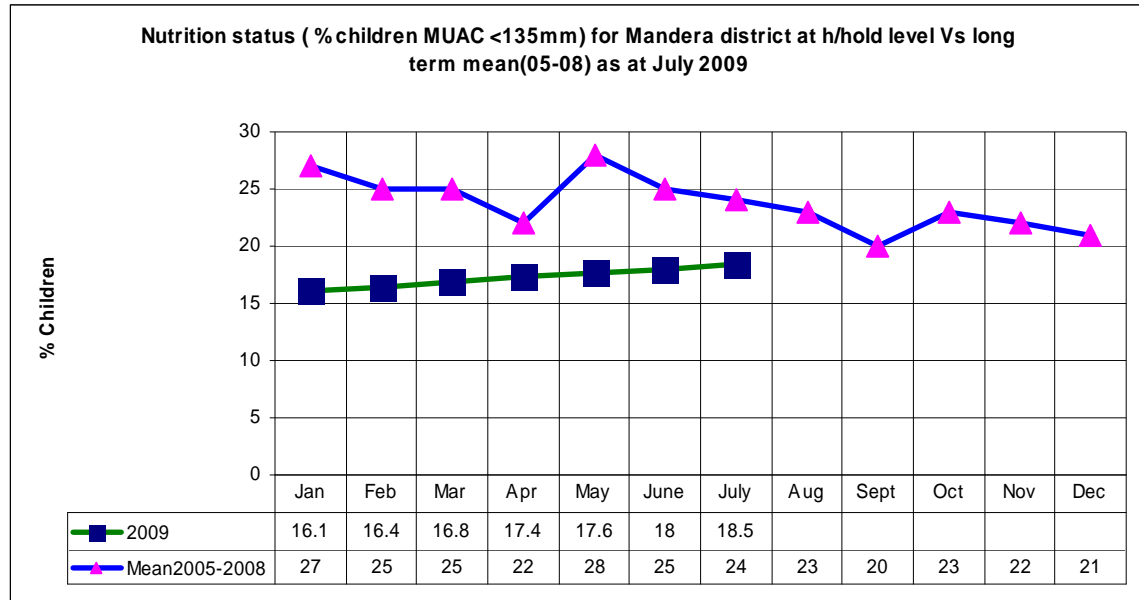
- The main source of income for all livelihoods for the month under review was sales of livestock and casual labour.
- The sales rate of camel, cattle, sheep and goats were average.

3.5.2 Casual labour

- The average daily wage from sampled divisions was Ksh 207 but from general observations it ranged between Ksh170 to 250 per day.
- Compared to the preceding month, the average daily wage increased by Ksh12.
- The highest average income was noted in irrigated cropping followed by pastoral all species and agro-pastoral zones.

4.0 Human welfare indicators (Utilisation of food)

4.1 Nutrition status



: Total No of Children: 1,559.

- The nutrition status of children below five years declined slightly during the month.
- The percentage rated at risk of malnutrition rose to 18.5% from 18 in June.
- However, compared to long term mean, the rate dropped by 5.5%.
- According to sample areas, Libehia division reported the highest rate at 21.8% while lowest was Rhamu Dimtu division at 14.7%.

4.2 Human health

- There was no outbreak of human diseases reported during the month under review.

5.0 Current interventions

5.1 Non-food interventions

The following interventions were carried out during the month in the district;

- Ministry of health is conducting Nomadic health clinic in Lafey and Damasa
- ALRMP and MW&I are conducting water trucking in water stress areas of Mandera West, Central, and East districts.

5.2 Food aid

- Supplementary feedings by Action against Hunger, Save the Children (UK) and Islamic Relief.
- Therapeutic feeding centers (TFC) in Mandera district hospital by ACF

- Distribution of relief food by WFP & COCOP with total beneficiaries of 123,509 persons for the month of July.

5.3 Coping strategies

- The current coping strategy is provision of relief food and supplementary feeding for the vulnerable groups of the communities in the divisions.
- Causal works act as secondary coping strategy for the Agro-pastorals & pastorals.
- Sharing of relief food with pastoral relatives.

6.0 Recommendations to DSG and KFSM

- Water trucking should continue to centres with water stress -Action-DWOs- Mandera West, East, Central, Arid lands and other Actors.
- There is need to put in place an alternative livelihood for the pastoralists communities as the long rains have largely failed. Action-DSGs Mandera East, Central and West.
- Provision of certified seeds, farm inputs and fuel subsidy to irrigated cropping zones -Action Ministry of Agriculture and other actors.
- Provision of livestock feed especially hay and supplement feed-Action DLPOs, Arid Lands and other actors.
- There is an urgent need to solicit funds for destocking and livestock off take Action-DSGs and other actors.
- Vaccination and mass treatment of PPR and CCPP diseases in goats in the entire districts -Action –DVOs Mandera West, East and Central, VSF and COOPI.
- Supplementary feeding to continue and increase coverage so as to reduce the malnutrition rates in the districts- Action Ministry of Health, AAH, Islamic Relief & Save the Children (UK).
- Scale-up general food aid distribution. Action: WFP and GOK.
- Provide fast moving spares and fuel subsidy to livestock boreholes-Action- District Water Officers, Arid Lands, NGOs and other actors.