

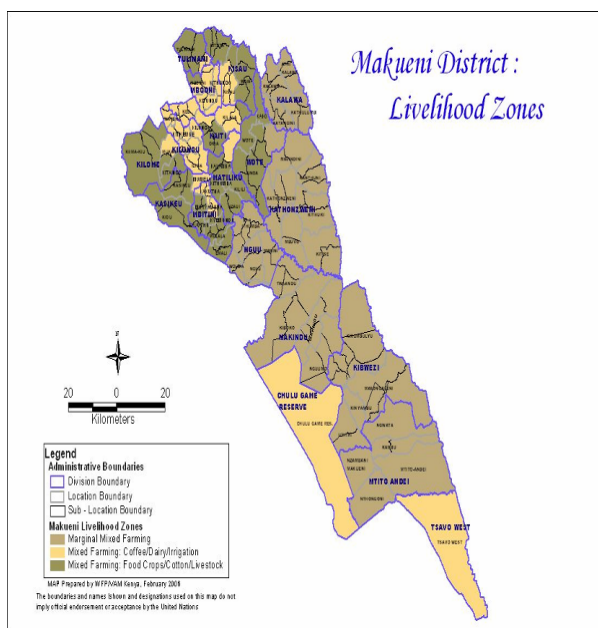


**OFFICE OF THE PRIME MINISTER
MINISTRY OF STATE FOR THE DEVELOPMENT OF NORTHERN KENYA AND OTHER ARID LANDS
ARID LANDS RESOURCE MANAGEMENT PROJECT II**

DROUGHT MONITORING BULLETINS, JUNE 2009

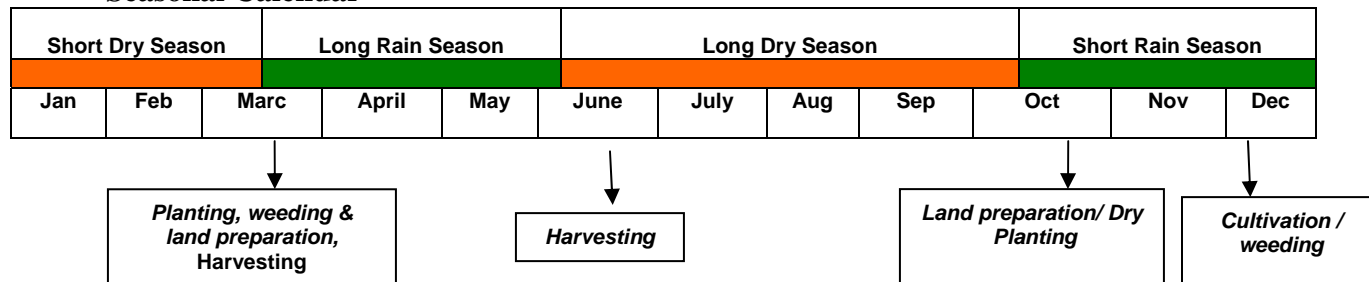
Makueni District

Warning Stages



Livelihood Zone	Warning Stage	Trend
Mixed Farming Coffee/Dairy	Alarm	Worsening
Mixed Farming Food Crops (Agro Pastoral Zone I)	Alarm	Worsening
Marginal Mixed Farming (Agro Pastoral Zone ii)	Alarm	Worsening towards Emergency
District	Alarm	Worsening toward emergency

Seasonal Calendar



Situation overview

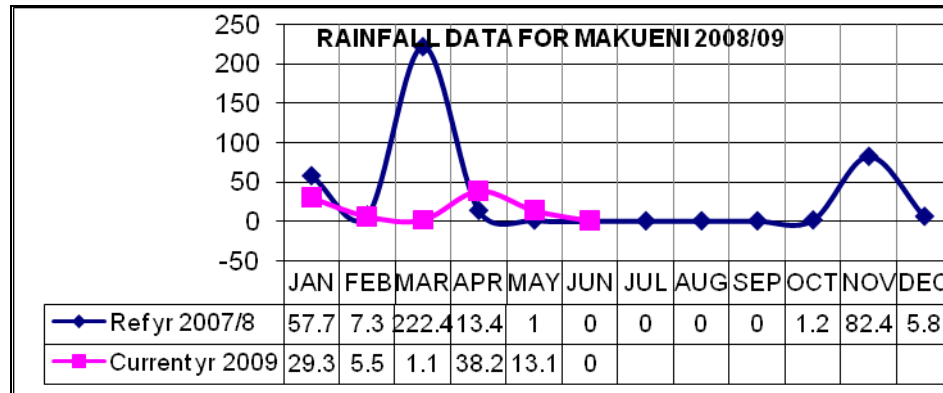
- The district did not receive any rainfall and the month remained hot and dry.
- The district experienced total crop failure except on hilly areas (Kaiti and Mbooni areas).
- Pasture availability was poor in lower zones both in quality and quantity.
- Livestock health and body condition deteriorated in lower zones and this worsened compared to last month.
- Water scarcity was evident in lower parts of the larger Nzau district Makindu, Kibwezi, Nguu, Mtito-andei, Mbitini and lowlands of Kilome divisions.
- The distances to and from water sources increased compared to last month both for livestock and domestic use.
- Main water sources were natural rivers, springs and boreholes.
- High food prices caused some families to skip and reduce daily meals.
- The nutrition status of children below five years improved slightly compared to last month. The percentage of those rated at risk of malnutrition dropped from 17.2% in May to 17.0%. This was attributed by the supply of relief food and unmixed to the affected families.
- Livestock prices decreased significantly for all the animals .its not normal occurrence compared same period last month.
- Milk and its products decreased slightly in supply but increased in prices to Ksh48 per litre.
- Most food prices stagnated within the month.
- Casual labour, sale of firewood, sale of livestock, sale of sisal products, charcoal burning and other degrading jobs were the main sources of income for most households during the month.
- No major disease outbreaks were reported during the month but malaria and respiratory tract infections were commonly reported among the under fives.

Recommendations to DSG and KFSM

- All primary schools in the district should be put under the regular school-feeding programme.
- All the divisions within the district should be considered for the relief food supply with the ration increased from 50% to 75%.
- Supplementary feeding for the under fives be intensified in all health facilities.
- Capacity building on feeding methods to the lactating mothers to avoid kwashiorkor and other related diseases.

1.0 Environmental indicators (Stability)

1.1 Rainfall



Courtesy of Makindu meteorological weather station

- Rainfall of 0 mm was recorded in the month period.
- This forced crops like maize and pigeon pea reduce their yields. (This was areas of hilly zones of Mbooni and Kilome.

1.2 Condition of natural vegetation and pasture

- Pasture remained poor both quality and quantity in lower parts, lower parts more affected by the persisted drought.
- This forced farmers to clear their animals in fear of livestock deaths.

1.3 Water sources and availability

1.3.1 Water sources

- There was drying of water sources, especially pans, earth dams, natural ponds, boreholes and natural rivers in lower zones. This contributed to water scarcity in the district.
- The distance to and from water sources stagnated to 5.6kms.
- Main water sources were natural rivers, traditional river wells, boreholes and dams.

1.3.2 Implications on food security

- The long term food security situation is still uncertain since crop failure is now evident.

1.4 Emerging issues

1.4.1 Livestock migration

- Livestock migration was reported from lower Kibwezi district into the Chyullu expanse mostly in search of pastures.
- 75 % of the households in the lower zones disposed their herds of cattle in fear of livestock deaths due to the persisted drought.
- Livestock movement intensified in all the zones with the lower divisions being more affected.

1.4.2 Insecurity /conflict /human displacement

- Petty theft was reported in the local food stores.
- Rural to urban migration was reported in search of labour.
- No major cases of insecurity were reported.

2.0 Rural economy indicators (Food availability)

2.1 Livestock body condition

- Livestock health and body condition deteriorated and this is expected to worsen in owing course affecting further the market prices.
- This was an abnormal occurrence at the time of the year.

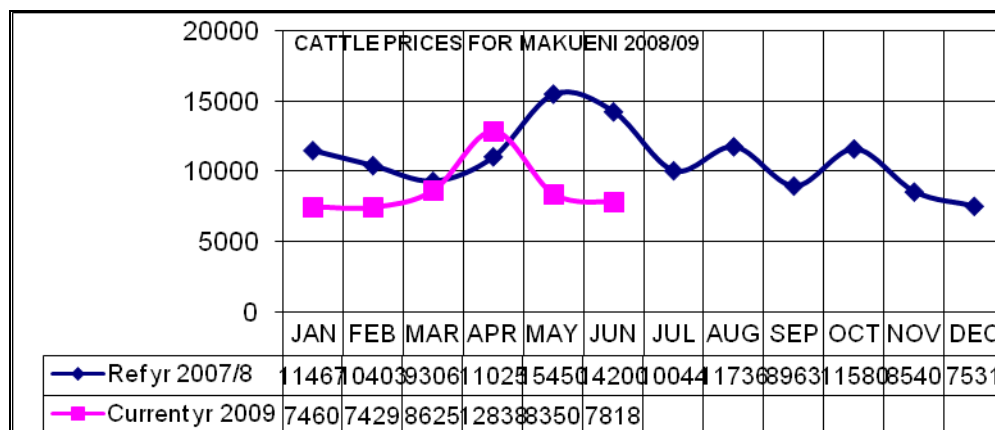
2.2 Livestock health

- Livestock deaths were reported in the lower zones of larger Makueni districts.
- Scanty, poor in quality and quantity of livestock feed led to this.

3.0 Access to food

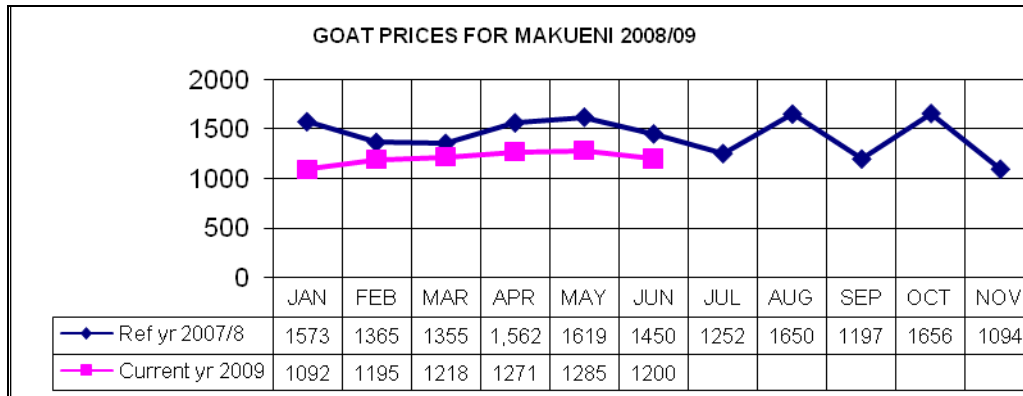
3.1 Livestock marketing

3.1.1 Cattle prices



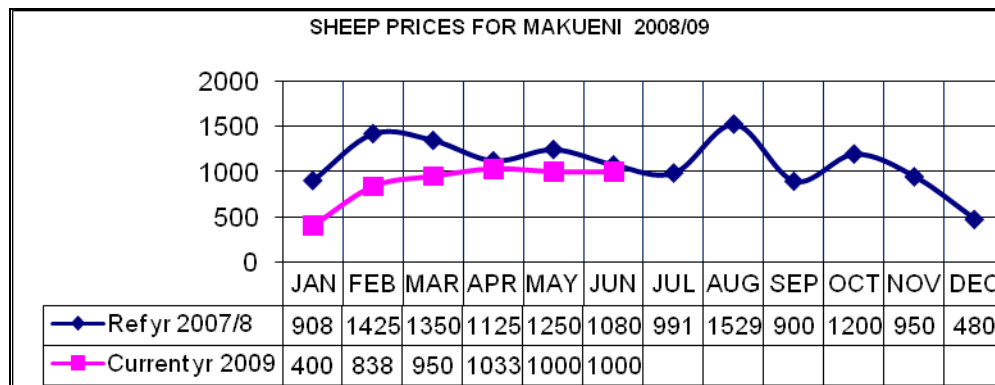
- Cattle prices decreased over the month and they were way below the same period last year.
- The average price was Ksh7818 compared to Ksh 8350 in May.
- This was as a result of poor body condition and high supply in the local markets since most farmers were anticipating on harsh climatic conditions and long dry spell.
- This was an abnormal trend at the time of the year.

3.1.2 Goat prices



- Goat prices decreased by Ksh 85 compared to last month, over this month shows a big drop compared to same time.
- The average price was Ksh 1200 compared to Ksh 1285 in May.
- This was attributed to low demand and poor body conditions due to high supply in the local markets.
- The situation was not normal during the time of a year.

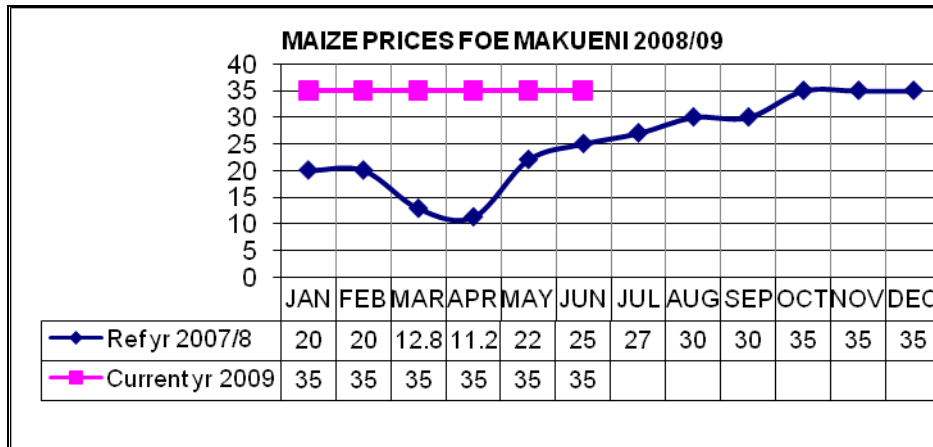
3.1.3 Sheep prices



- Sheep prices were stable at Ksh1000 during the month.
- The price was lower than the long term mean.
- This was as a result of high supply in the local markets since the weather condition is unreliable and unpredictable
- This was not a normal occurrence at the time of the year.

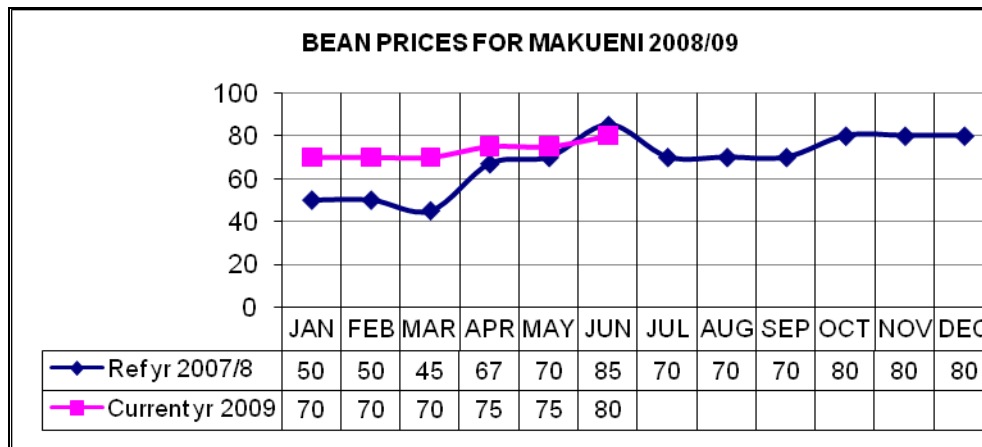
3.2 Crop prices

3.2.1 Maize prices



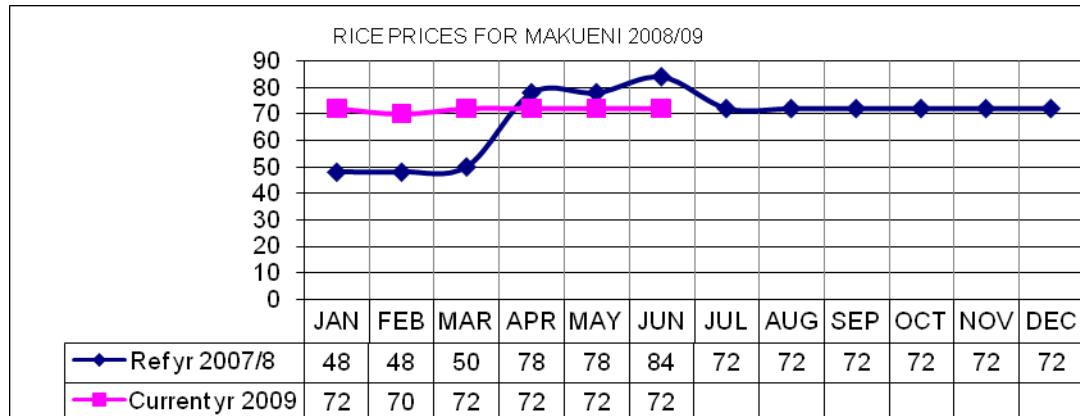
- Maize prices stagnated at Ksh35 during the month but this was way above the price at the same period last year.
- This was an abnormal occurrence but the phenomenon can be attributed to low supply in the local markets following subsequent crop failures.
- The cost is projected to increase further in the coming months if there is no change in the trend of supply of the commodity.
- The commodity originates from Mombasa and Tanzania through Emali routes.

3.2.2 Beans prices



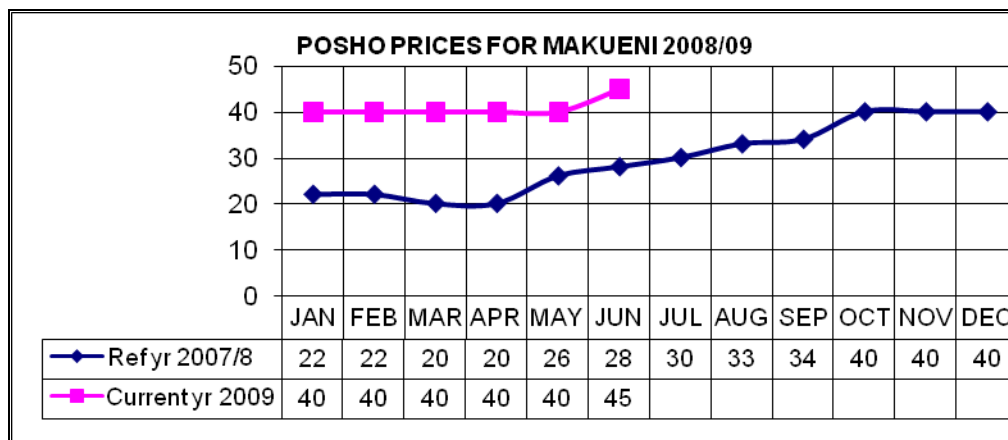
- Bean prices increased by five shillings during the time of monitoring.
- Scarcity of the commodity in the local markets forced the hike in prices.
- This price was however way above compared to the same period last year.
- This was an abnormal occurrence at the time of the year.

3.2.3 Rice prices



- Prices of rice stagnated over the month, and still it was way below that of last year.
- This was an abnormal occurrence at the time of the year and could be attributed to low supply of the commodity in the market.

3.2.4 Posho prices



- Prices of Posho stagnated compared to last month. This was a bit higher than the same period last year. The staff is sold in the local food stores.
- The price of the locally milled floor is determined by the price of whole maize.

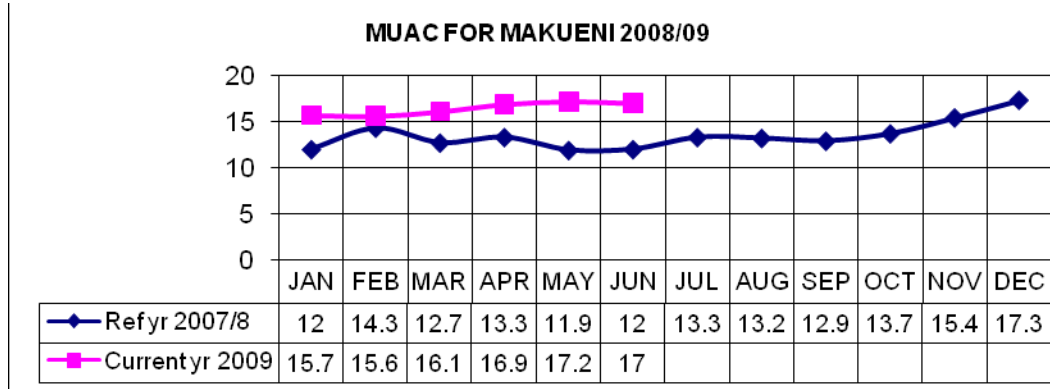
3.3 Milk consumption

- Milk and its products significantly increased in prices but decreased in supply (Ksh.55/=litre).
- 80% of the households rarely able to afford the product twice per day.
- This was an abnormal occurrence at the time of the year.

4.0 Human welfare indicators (Utilisation of food)

4.1 Nutritional status

- The nutritional status for the under five remained the same as last month but with slight improvement. The supply of unimix led to this.
- Sky-scraping food prices forced some families skip and reduce the quality and quantity of meals.
- Its abnormal occurrence compared to same month last year.



4.2 Human health

- No major human diseases were reported in the month except common colds in children under five years.

5.0 Current interventions

- Relief food distribution was ongoing in all the divisions in the larger Makueni district.
- ALRMP provided unimix to the under fives in the larger Makueni district.
- WFP, FEWSNET, FAO, ALRMP 11, MOLD AND MOA carried out market study to determine the accessibility, purchasing power and price of both food stuffs and livestock in the larger Makueni district.