

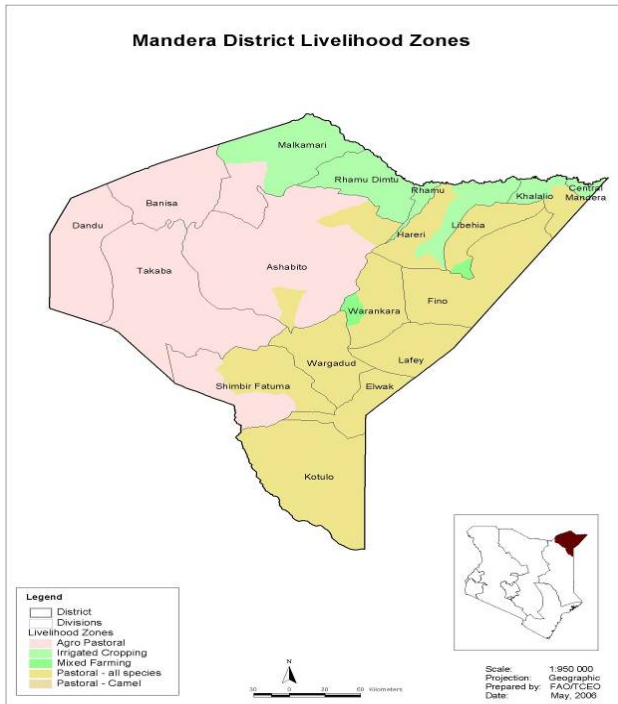


**OFFICE OF THE PRIME MINISTER
MINISTRY OF STATE FOR THE DEVELOPMENT OF NORTHERN KENYA AND OTHER ARID LANDS
ARID LANDS RESOURCE MANAGEMENT PROJECT II**

DROUGHT MONITORING BULLETIN, JUNE 2009

Mandera District

Warning stages



Livelihood Zone	Warning Stage	Trend
Pastoral- All Species	Alarm	Worsening
Agro Pastoral	Alarm	Worsening
Irrigated Cropping	Alarm	Worsening
District	Alarm	Worsening

Seasonal Calendar

Short Dry Spell (Jilaal)		Long Rainy Reason (Gu')				Long Dry Spell (Hagai)			Short Rainy Season (Deyr)		
January	February	March	April	May	June	July	August	September	October	November	December

Situation overview

- No rainfall received during the reporting month under review.
- The main sources of water for the month of June were River Daua, earth pans, underground water tanks, boreholes, water trucking and shallow wells.
- The number of centres relying on water trucking continued to increase while boreholes became highly congested and over utilized, leading to frequent breakdowns of generating sets.
- The pasture situation continued to deteriorate compared to the previous month. Pasture was very poor in Eastern and Central divisions and fair to poor in West divisions.
- Livestock body conditions were poor for the month of June and this was attributed to poor pasture and browse in all parts of the district, except for camels, which had slightly fair body condition.
- The average household prices of livestock decreased when compared to the preceding month. This was due to poor body condition.
- The main sources of income for the month were sale of livestock and casual labour.
- Cases of Contagious Caprine Pluro Pneumonia (CCPP) and suspected cases of PPR diseases were reported in the larger district during the month under review.
- Decreased livestock prices, coupled with high cereal prices impacted negatively on pastoral communities' food security.
- Cereal and legume prices increased compared to the previous month.
- The average daily wage for the month was Ksh195 compared to Ksh 201 last month.
- There was no human disease outbreak reported during the month under review
- There was no insecurity incidences reported during the month under review.
- The nutrition status of children below five years declined during the month, with the percentage of those rated at risk of malnutrition rising to 18.0% from 17.6% in May.
- The drought situation in the district was at alarm stage and trend worsening.

Recommendations to DSG and KFSM

- Water trucking to centres with water stress -*Action-DWOs-Mandera West, East, Central, Arid lands and other Actors.*
- Vaccination and mass treatment CCPP,PPR diseases in the entire district -*Action -DVOs Mandera West,East and Central*
- Provide fuel subsidy and fast moving spares for all livestock boreholes to reduce the water fee burden on overstressed pastoralists and ensure all gensets are operational. *Action-ALRMP,DWOs Mandera East, West and Central and Other Actors*
- Supplementary feeding to continue so as to reduce the malnutrition rates in the districts- Action Ministry of Health, AAH, Islamic Relief & Save the Children (UK)
- Provision of fuel subsidy to irrigation farmers along River Daua to mitigate the drought stress-Action DAOs,ALRMP and other actors
- Provide standby gensets for major livestock borehole-Action-DWOs, ALRMP and Other actors.

Current interventions

Non-food aid

The following interventions were carried out in the district during the month;

- Ministry of Health conducted nomadic health clinic in Lafey and Damasa locations of Mandera East District.
- ALRMP and MW&I are conducting water trucking in water stress areas of Mandera West, Central, and East districts.

Food aid

- Supplementary feedings by Action Against Hunger, Save the Children (UK) and Islamic Relief.
- Therapeutic feeding centers (TFC) in Mandera district hospital by ACF.
- Distribution of relief food by WFP & COCOP with total beneficiaries of **123,509** persons for the month of June.

1.0 Environmental indicators (stability)

1.1 Rainfall

- No rainfall was received during the reporting month.

1.2 Condition of natural vegetation and pasture

- The condition of pasture continued to deteriorate compared to last month, while the little pasture available was far from accessible water sources.
- The pasture situation was very poor in Eastern and Central divisions, fair to poor in West divisions.
- The average distance to grazing areas was 17.1 km, while average house distance was 11.2km. Compared to last month, the average grazing distance increased by 4.7km.

1.3 Water sources and availability

- The main water sources for the larger district livelihoods were boreholes, River Daua, shallow wells, underground water tanks, water trucking and earth pans.
- The number of centres relying on water trucking continued to increase while boreholes became highly congested and over utilized, leading to frequent breakdowns of generating sets.
- In Eastern flanks, 11 areas were under water stress namely Hareri Hosle, Qumbiso, Omar Jillow, Karo, Kamor Ele, Sarohindi, Gari town, Bambo, Kamor liban, Warankra and Oda.
- Western flank: 11 centres are under water tress: - Arda halo, Bolowle, Sukela qori, Kob adhadi, Choroqo, Malka ruqa, Hullo, Guba, Didkuro and Malka Mari.
- Central flank was the worst affected corridor with 25 centres in need of water trucking namely Buqe, Dololo, Sukela tinfa, Ola, Chir Chir, Gofa, Jabibar, Barwaqo, Garse, Kubi, Dawader, Boji, Burmayo, Waridow, Ababosane, Ogorweyne, Daidai, Ashabito, Jabibar 2, Bosnia, Waldiri, Elele, Jabibar 2 and Jabibar 3, Garsa Damo and Jajabole.

1.4 Emerging issues

1.4.1 Security issues

- There were no insecurity incidences reported during the month under review.

1.4.2 migration

- There were out migrations of livestock in search of pasture to Ethiopia and Somalia.

1.5 Implication on food security

- Decreased livestock prices coupled with high cereal prices impacted negatively on pastoral communities' food security, thus food aid mitigation is needed.

2.0 Rural economy indicators (Availability of food)

2.1 livestock production

- The main livestock reared by the pastoralists are camel, cattle, goats and sheep. Camel and cattle are long term assets, while shoats are short term assets/current assets.

2.1.1 Livestock body condition

- Livestock body conditions were poor for the month of June and this was attributed to poor pasture and browse in most parts of the district except for Camel with slightly fair body condition.

2.1.2 Livestock diseases

- Contagious Caprine Pluro Pneumonia (CCPP) and Suspected cases of PPR diseases reported during the month under review.

2.1.3 Milk production

- On general observation, milk was scarcely available in most of the divisions in the district.

2.2 Crop production

2.2.1 Timelines and status of crop production.

- In the agro-pastoral zone crops wilted due to moisture water stress and no harvests were received.
- Maize crop in the Irrigated zones was at tussling stage, while cowpeas were at flowering stage.
- Most of vegetables were transplanted but onions were at harvesting stage.

2.2.2 Pest and diseases

- Aphids in tomatoes and cow peas have been reported along the riverine during the month under review.

2.2.3 Harvests

- No harvests were reported during the month under review.

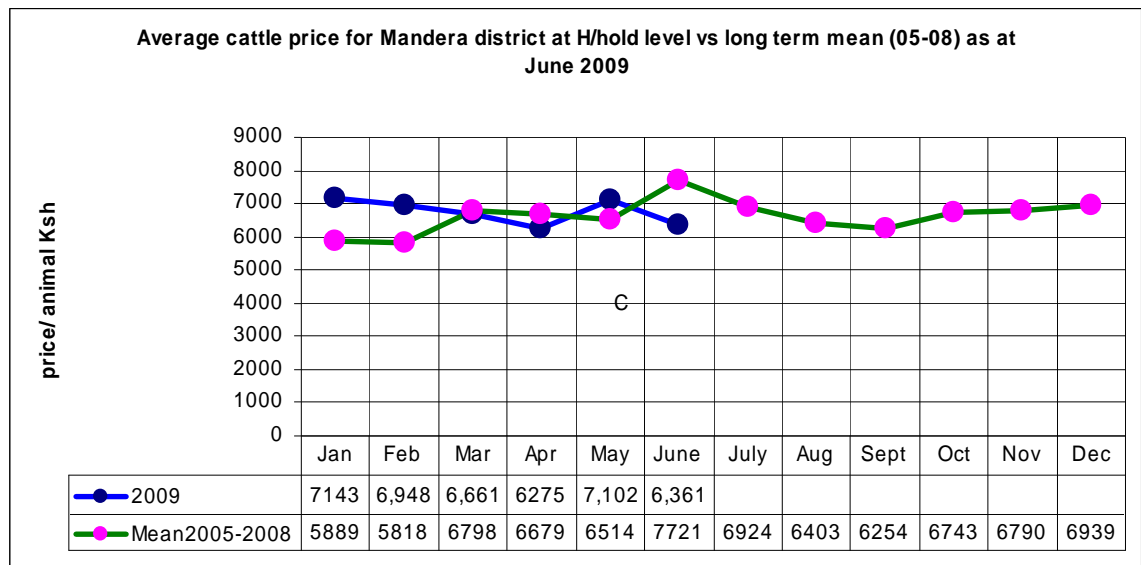
2.3 Implications on food security

- On Agro-pastoral and pastoral communities, No harvest have been witnessed, decreased livestock prices coupled with high cereal prices impact negatively on household food security thus need food aid.

3.0 Access to food

3.1 Livestock marketing

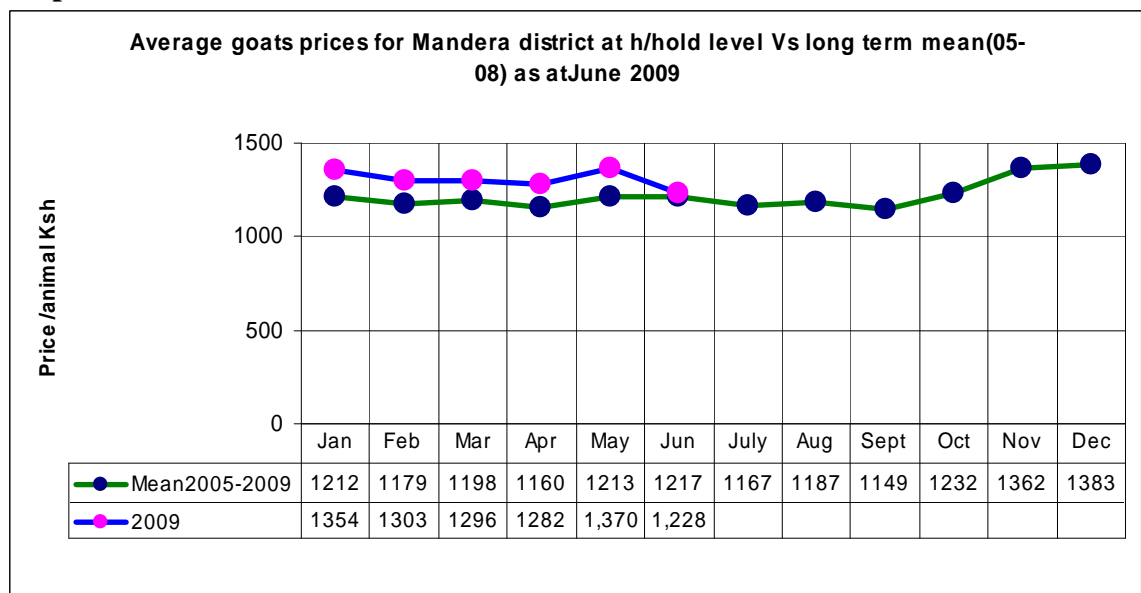
3.1.1 Cattle prices



NB: No of Households: 420

- Average cattle prices fell from Ksh7, 102 in May to Ksh6,361 in June.
- This was attributed to low market demand.
- Compared to long term mean, the average price was lower by Ksh1,360.
- The highest price was recorded in the pastoral all species zone at Ksh7,400, followed by Agro-pastoral zone at Ksh5, 883 and Irrigated cropping at Ksh5, 800.

3.1.2 Goat prices

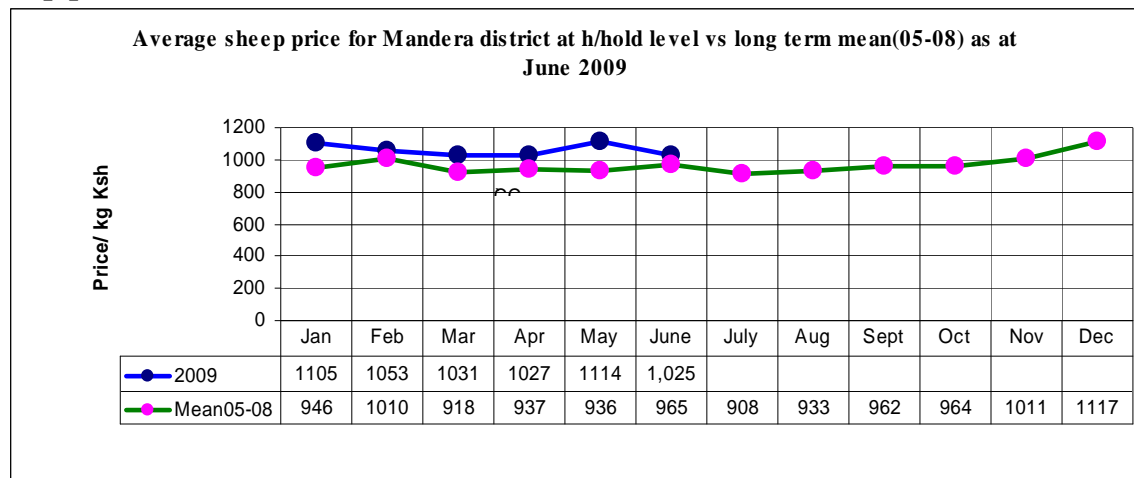


NB: No of Households: 420

- The average goat price was Ksh1, 228, down from Ksh1,370 in May.

- The decline was attributed to poor body condition.
- The decreased goat prices eroded the purchasing power and food security of the household as sales of goats are the main livestock sold to meet every day need for rural households.
- Compared to long term mean, the average price was higher by Ksh11 in the month of June 2008.
- Agro-pastoral zone recorded the highest average prices with Ksh 1,407 followed by pastoral all species at Ksh1,252 and Irrigated cropping zone at Ksh1046.

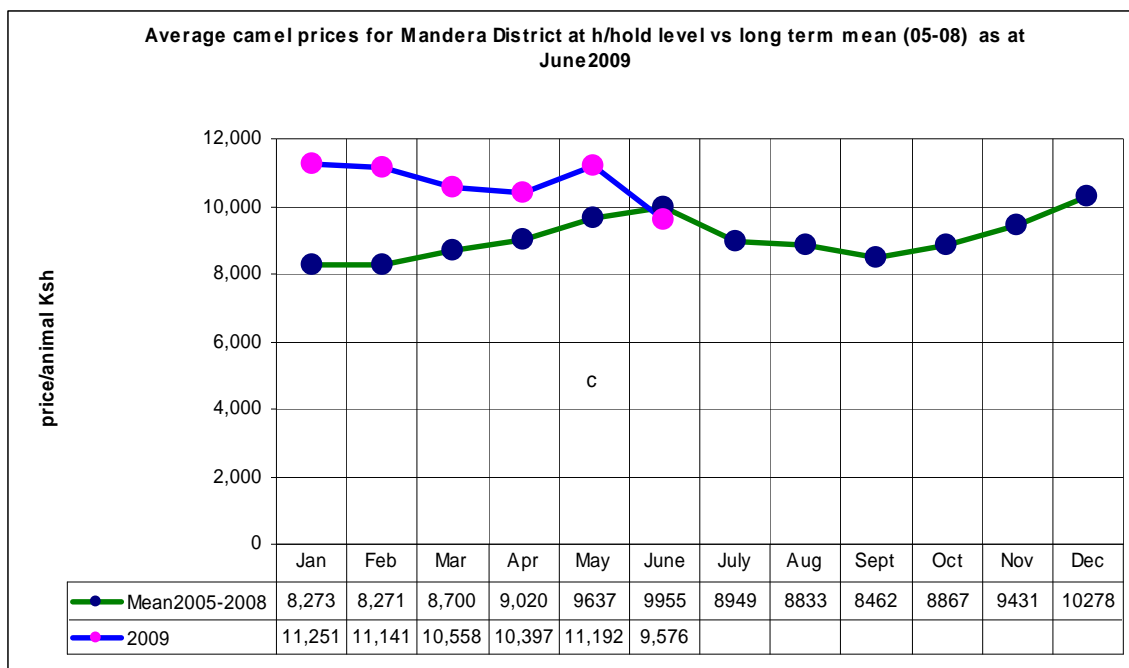
3.1.3 Sheep prices



: No of households: 420

- Sheep prices dropped slightly during the month.
- The average price was Ksh1, 025, down from Ksh1, 114 in May.
- This was attributed to poor body condition.
- Compared to long term mean, the average price was higher by Ksh60.
- The highest price was noted in pastoral all species zone at Ksh1,050 followed by irrigated cropping at Ksh1,028 and agro-pastoral at Ksh 998.

3.1.3 Camel prices



: No of households: 420

- Camel prices decreased during the month.
- The average price was Ksh9,576, down from Ksh11,192 in May.
- The price was lower than the long term mean.
-
- The decline was due to poor body condition of livestock and low market demand.
- The highest price was recorded was in the irrigated cropping zone followed by Pastoral all species.

3.2 Livestock sales

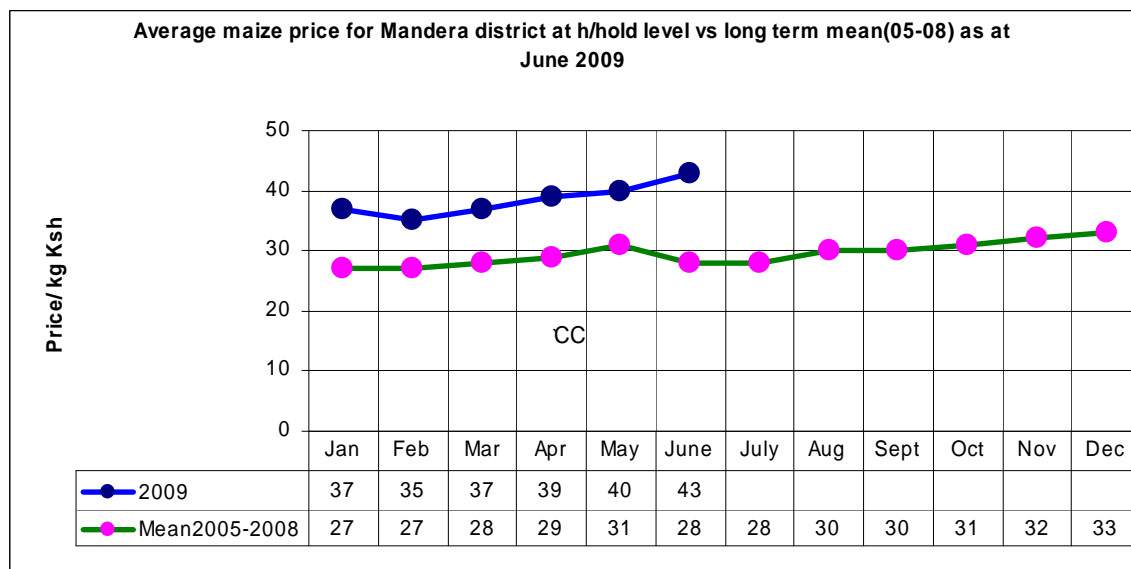
- The average sales of goats, cattle, camel and sheep were 304, 40, 54 and 75 respectively with total sales of 248 during the month of June.
- The sale volumes were 353 species of animals the previous month.
- The highest cattle sales were in agro-pastoral zone, followed by Irrigated, sheep in pastoral all species followed by Irrigated and goats in Pastoral all species followed Agro-pastoral and camel in Agro-pastoral followed by pastoral all species.
- Most households depended on livestock to meet their essential needs.

3.3 Milk consumption

- Milk was hardly available and the consumption decreased compared to last month because of its scarcity as the little milk available was also very expensive.

3.4 Crop prices

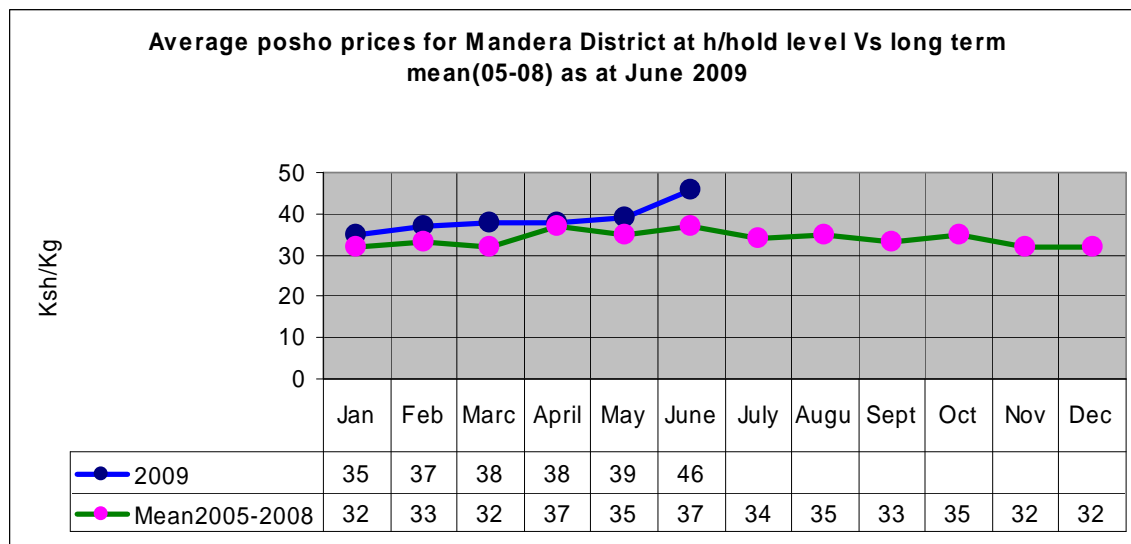
3.4.1 Maize



: No of households: 420

- Maize prices rose slightly during the month.
- The average price was Ksh43 per kilo compared to Ksh40 in May.
- Compared to last month, the average price increased by Ksh 3.
- Compared to long term mean price, the average price was higher by Ksh15.

3.4.2 Posho prices



: No of households: 420

- Posho prices rose during the month under review.
- The average price was Ksh46 per kilo, compared to Ksh39 recorded in May.
- Compared to long term mean, the average price was higher by Ksh9.

3.4.4 Other major food purchases

- The other foods purchased by the communities were oil, rice and sugar.

- The observed price for sugar for the month of June was Ksh71 (May-Ksh66), Rice was Ksh72 for June (May- Ksh68), Oil price was Ksh 139 for June (May-Ksh141).

3.5 Income

3.5.1 Livestock income

- The main source of income for all livelihoods for the month under review was sales of livestock and casual labour.
- The sales rates of camels, cattle, sheep and goats were average.

3.5.2 Crop income

- Vegetable e.g. tomatoes, kales, and onions etc were harvested and supplied to markets.
- Maize crop was at tussling stage, while cowpeas were at flowering stage.
- In the Agro- pastoral zone, all crops wilted due to moisture water stress and no harvest was expected.

3.5.3 Casual labour

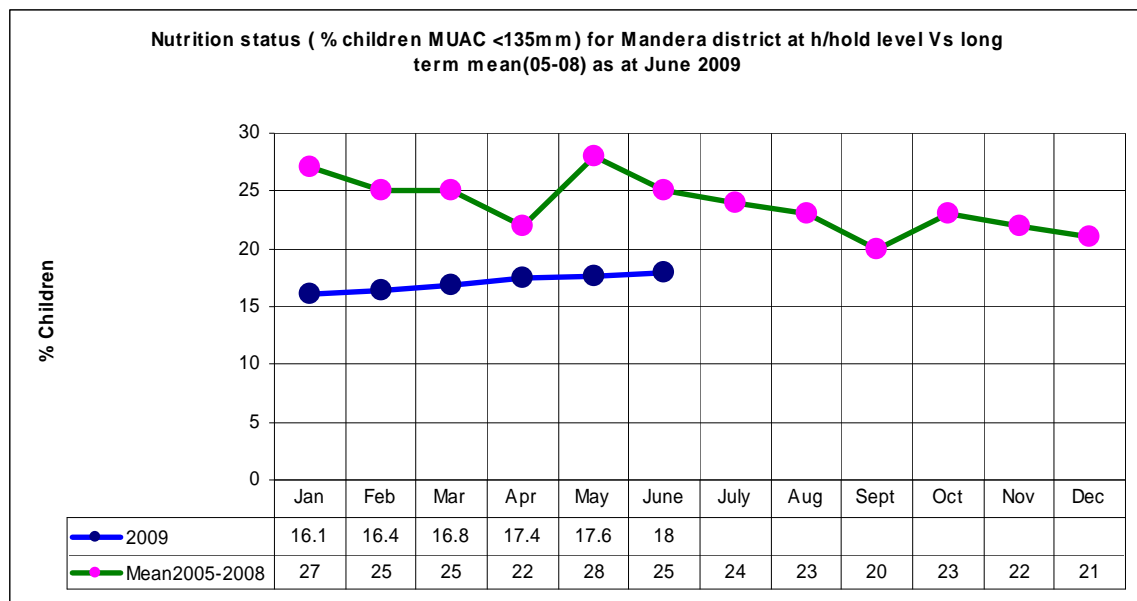
- The average daily wage from sampled divisions was Ksh 195 but from general observations it ranged between Ksh170 to Ksh250 per day.
- Compared to the preceding month, the average daily waged decreased by Ksh6.
- The highest average income was recorded in the irrigated cropping zone, followed by agro-pastoral zones and pastoral all species.

3.6 Implications on food security

- Decreased livestock prices coupled with high cereal prices impact negatively on pastoral food economy thus food aid mitigation is urgently needed

4.0 Human welfare indicators (Utilisation of food)

4.1 Nutrition status



: Total No of Children: 1,507

- The nutrition status of children below five years declined during the month.
- The percentage of those rated at risk of malnutrition rose to 18.0% from 17.6% in May.

- Simbir Fatuma division reported the highest rate at 20.6%, while the lowest was Takaba division at 12.0%.

4.2 Human Health

- There was no human disease outbreak reported during the month under review.

4.3 Flagged areas

- Water trucking to areas with acute water shortages in the lager district.

5.0 Current interventions

5.1 Non-food aid

The following interventions were carried out in the district during the month;

- Ministry of Health conducted nomadic health clinic in Lafey and Damasa locations of Mandera East District.
- ALRMP and MW&I are conducting water trucking in water stress areas of Mandera West, Central, and East districts.

5.2 Food aid

- Supplementary feedings by Action Against Hunger, Save the Children (UK) and Islamic Relief.
- Therapeutic feeding centers (TFC) in Mandera district hospital by ACF.
- Distribution of relief food by WFP & COCOP with total beneficiaries of **123,509** persons for the month of June.

5.3 Other coping strategies

- The coping strategy was provision of relief food and supplementary feeding for the vulnerable groups of the communities in the divisions.
- Causal works act as secondary coping strategy for the Agro-pastorals and pastorals.
- Sharing of relief food with pastoral relatives.

6.0 Recommendations to DSG and KFSM

- Water trucking to centres with water stress -*Action-DWOs-Mandera West, East, Central, Arid lands and other Actors.*
- Vaccination and mass treatment CCPP,PPR diseases in the entire district -*Action -DVOs Mandera West, East and Central*
- Provide fuel subsidy and fast moving spares for all livestock boreholes to reduce the water fee burden on overstressed pastoralists and ensure all gensets are operational. *Action-ALRMP,DWOs Mandera East, West and Central and Other Actors*
- Supplementary feeding to continue so as to reduce the malnutrition rates in the districts- Action Ministry of Health, AAH, Islamic Relief & Save the Children (UK)
- Provision of fuel subsidy to irrigation farmers along River Daa to mitigate the drought stress-Action DAOs,ALRMP and other actors
- Provide standby gensets for major livestock borehole-Action-DWOs, ALRMP and Other actors.