



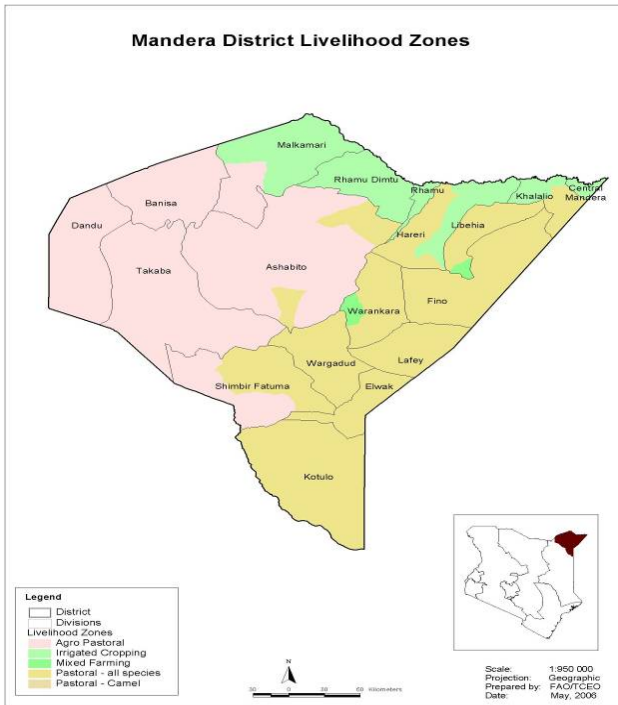
OFFICE OF THE PRIME MINISTER

**MINISTRY OF STATE FOR THE DEVELOPMENT OF NORTHERN KENYA AND OTHER ARID LANDS
ARID LANDS RESOURCE MANAGEMENT PROJECT II**

DROUGHT MONITORING BULLETIN, NOVEMBER 2009

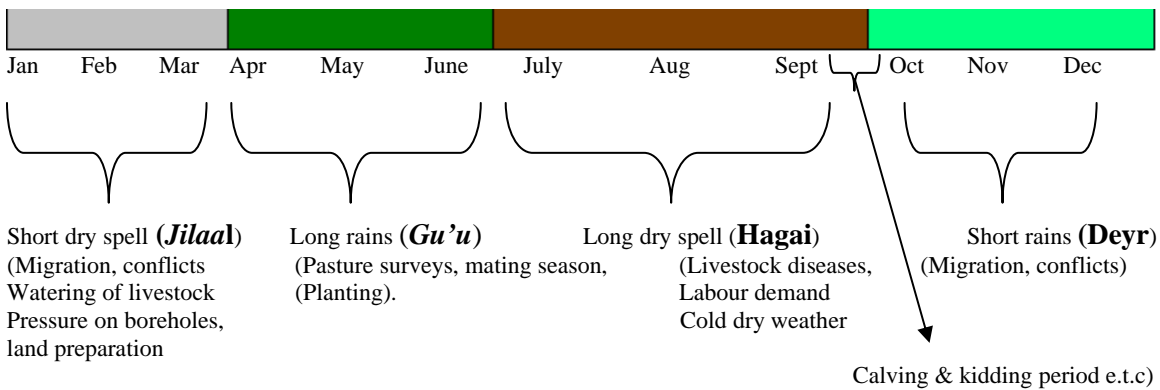
Mandera District

Warning stages



Livelihood Zone	Warning stage	Trend
Pastoral- all species	Normal	Improving
Agro pastoral	Normal	Improving
Irrigated Cropping	Normal	Improving
District	Normal	Improving

Seasonal Calendar



Situation overview

- Rainfall was received in all parts of the district during the reporting period but was below normal.
- The main sources of water for the month were River Daua, earth pans, underground water tanks, boreholes and shallow wells.
- Quality and quantity of pasture was good in most of the divisions in the district and continued to improve compared to preceding month.
- Livestock body conditions were good during the month and this was attributed to improved pasture and browse in most parts of the district.
- The average household prices of livestock increased when compared to the preceding month and this was due to improved body conditions.
- The main sources of income for the month of November were sales of livestock and casual labour.
- Cases of Contagious Caprine Pluro Pneumonia (CCPP) and suspected cases of PPR diseases were still reported in the larger district during the month under review.
- There were no incidences of insecurity reported during the month under review.
- Percentage At Risk and Malnourished (ARM) children above 1 year and below 5 years for the month of November is
- The nutrition status of children below five years improved during the month under review, with the percentage of those rated at the risk of malnutrition dropping to 18 from 19.9% last month..
- Increased diarrhoea cases were reported during the month under review. The current drought situation in the district is normal and trends are improving.

Recommendations to DSG and KFSM

- Health educations for communities on disinfection of water for purification specially earth pans and under ground water tanks in fear of outbreak of diarrhea and other water borne diseases and provision of Chlorine -Action Ministry of Public Health and Sanitation.
- Provision of adequate drugs at rural dispensaries and health services anticipating outbreak of water borne diseases and provision of treated nets to poor households in the affected areas-Action Ministry of Public Health and Sanitation, Ministry of Water.
- Vaccination and mass treatment of CCPP and PPR disease in the entire district - Action –DVOs.
- Supplementary feeding to continue so as to reduce the malnutrition- Action MOH,AAH, Islamic Relief and Save the Children (UK).

Current interventions

Non-food interventions

The following interventions were carried out during the month in the district;

- Practical Action conducted mass treatment and deworming of Donkeys in Mandera town during the month of November.

Food aid

- Supplementary feedings by Action against Hunger, Save the Children (UK) and Islamic Relief.
- Therapeutic feeding centers (TFC) in Mandera district hospital by ACF
- Distribution of relief food by WFP & COCOP with total beneficiaries of 178,000 persons for the month of November.

1. Environmental indicators (Stability)

1.1 Rainfall

Rainfall was received in all parts of the larger district during the reporting month.

Station	Actual Amount	Normal Rainfall Expected	Trend
Mandera	36.1mm	49.2mm	Below Normal
Rhamu	6.0mm	37.2mm	Below Normal
Elwak	17.0mm	80.4mm	Below Normal
Takaba	10.0mm	62.8mm	Below Normal
Banissa	10.5mm	17.2mm	Below Normal

Source: Metrological station- Mandera

In general, all the stations received below normal amount of rainfall during the month of November.

1.2 Natural vegetation and pasture condition.

Pasture quality and quantity was good in most parts of the district and continued to improve when compared to preceding month except Simbir Fatuma divisions which has fair to poor pasture. The average distance to grazing areas was 5.6 km while average house distance was 2.9km, and when compared to last month, the average grazing distance has been decreased by 17.5Km. The average grazing distance is expected to reduce as more rains are still expected.

1.3 Water sources and availability

The main water sources for the larger district livelihoods zones are boreholes, River Daa, shallow wells, underground water tanks, water trucking and few major earth pans. Most of the earth pans and underground water tanks in the larger district have impounded water during the first week of the month.

1.4 Emerging issues

1.4.1 Security

There was no insecurity incidences reported during the month under review.

1.4 .2 Migration

There were no in and out migration reported during the month under review.

1.5 Implications on food security

Availability of water, pasture and browse improved the body conditions of livestock and this will have a positive impact on pastoral return and economy hence positive impact on food security.

2. Rural economy indicators (Food availability)

2.1 Livestock production

The main livestock reared by the pastoralist are camels, cattle, goats and sheep. Camels and cattle are long term assets while shoats are short term assets/current assets.

2.1.1 Livestock body condition

The livestock body conditions improved due to forage and pasture availability and improved quality and quantity in most divisions of the larger district.

2.1.2 Livestock diseases

Contagious Caprine Pluro Pneumonia (CCPP) and Suspected cases of PPR diseases reported during the month under review.

2.1.3 Milk production

Milk was available in all the divisions in the district due availability of pasture and browse in most parts of the district.

2.2 Crop production

2.2.1 Timelines and status of crop production.

Irrigated cropping zone, onions, tomatoes and pawpaw were at harvesting stages while maize crops are at tussling and knee height stage respectively. In the agro- pastoral zone, most farmers have planted sorghum which is at tussling stage.

2.2.2 Pest and diseases

Stalk borer in maize and aphids in tomatoes were reported during the month.

2.2.3 Harvest

No harvesting was done during this month in all livelihood zones.

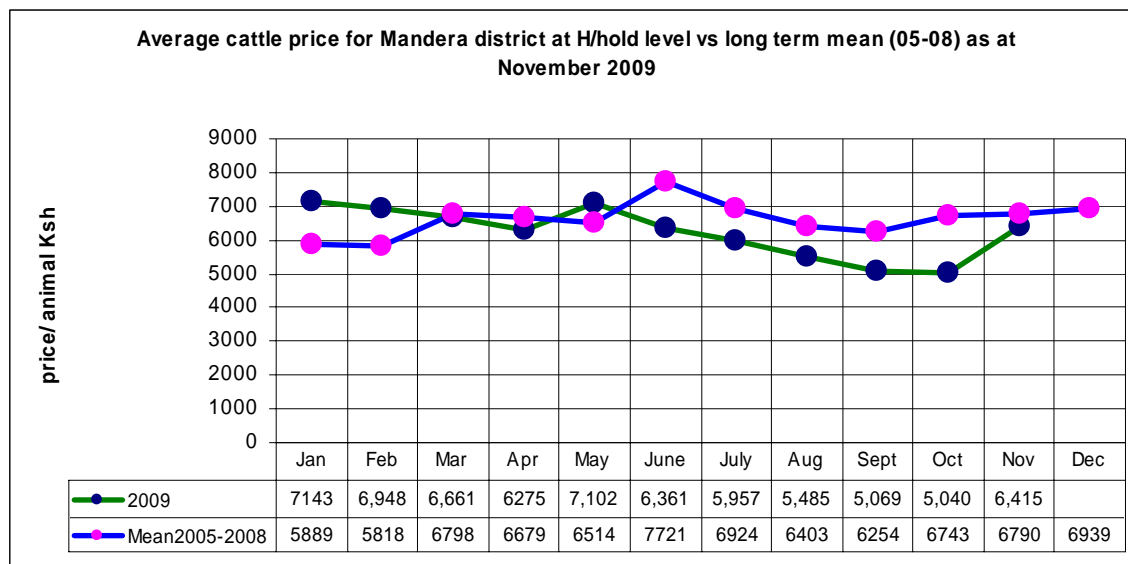
2.2.4 Implications on food security

In pastoral and agro-pastoral zones, sorghum and maize crops were at tussling stage and expecting good harvests which will boast the food security of livelihoods.

3.0 Access to food

3.1 Livestock marketing

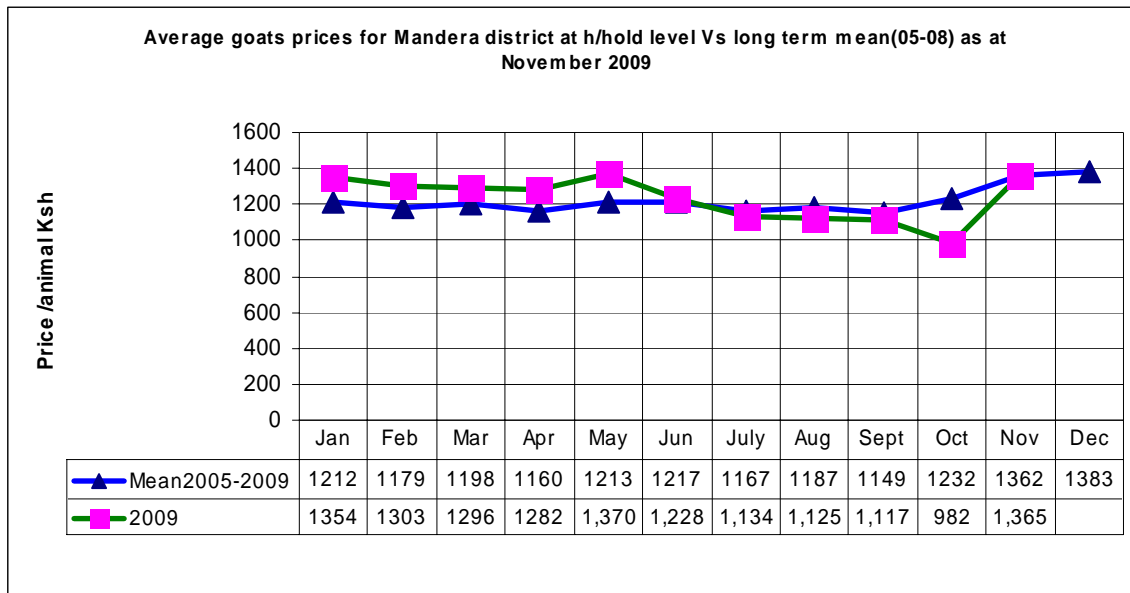
3.1.1 Cattle prices



NB: No. of Households: 445

Average cattle prices increased from Ksh5, 040 to 6,415 in the month of November and this was attributed to improved body condition and high market demand. Compared to long term mean, the average price was lower by Ksh375. The highest prices were noted in Irrigated cropping zone at Ksh7,200 followed by Agro pastoral at Ksh6,444 and pastoral all species at Ksh5,600.

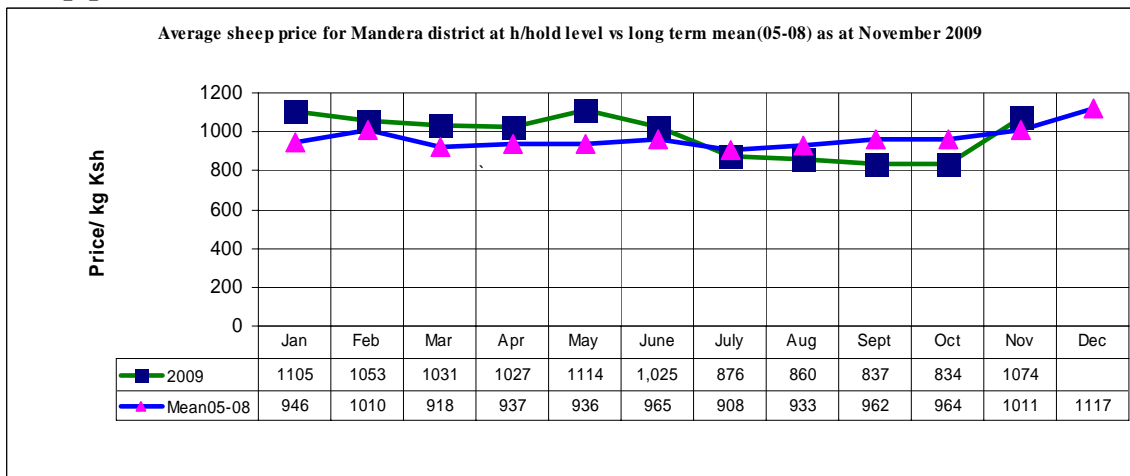
3.1.2 Goat prices



NB: No of Households :(N) 445

- The average goat price increased from Ksh982 in October to Ksh1,365. The increased price was attributed to improved body condition. The increased goat prices increased purchasing power and food security of the household as goats were the main livestock sold to meet every day need for rural households.
- Compared to long term mean, the average price was higher by Ksh3. Pastoral all species zone recorded the highest average prices at Ksh1,451 followed by Agro-pastoral zone at Ksh1,322 and Irrigated cropping zone at Ksh 1,321.

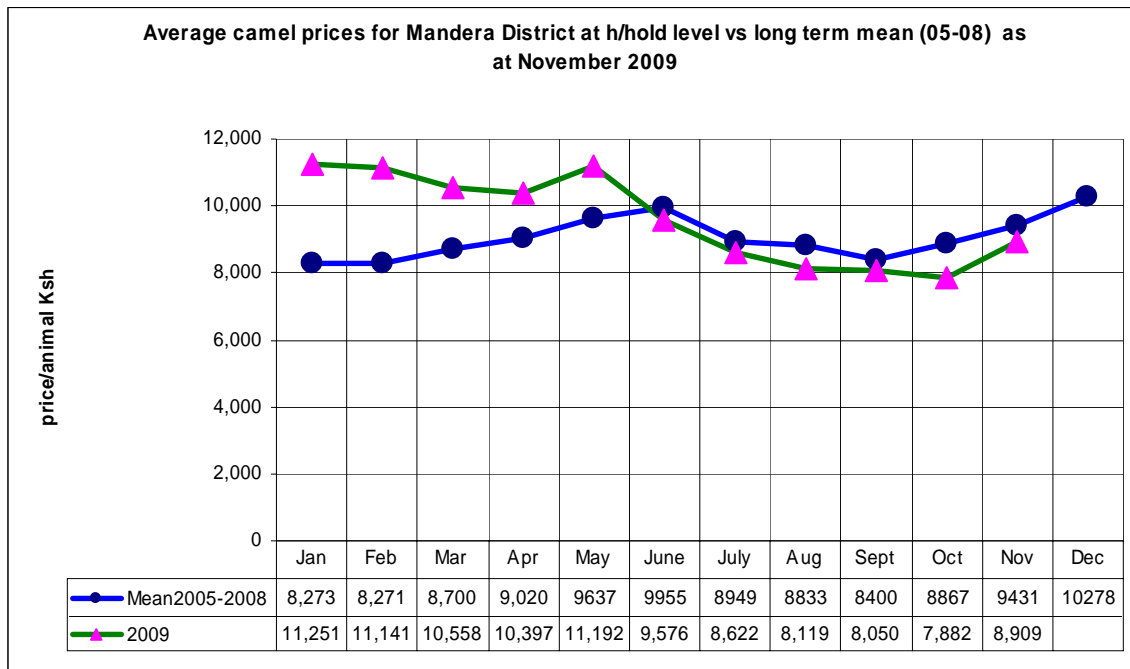
3.1.3 Sheep prices



: No of households :(N) 445

- Average sheep prices increased from Ksh834 the previous month to Ksh1,074 and this was attributed to improved body condition. Compared to long term mean, the average price was higher by Ksh63. The highest average price was noted in irrigated cropping zone at Ksh1,111 followed by Pastoral all species at Ksh1,063 and Agro-Pastoral at Ksh1,048.

3.1.4 Camel prices



: No of households :(N) 445

- Average camel price increased from Ksh7, 882 the previous month to Ksh 8,909 and the increased price was due to improved body condition of livestock and high market demand. However, the price was lower than the long term mean.
- The highest price was in Agro pastoral zone followed by pastoral all species.

3.2 Livestock sales

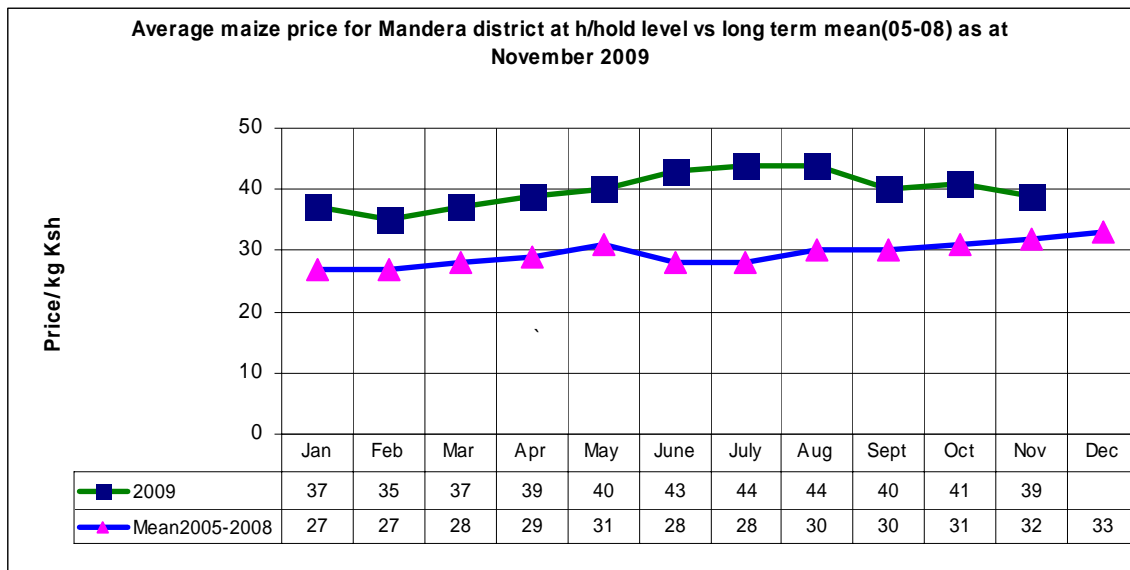
- The average sales of goats, cattle, camel and sheep were 243, 43, 32 and 76 respectively with total sales of 294 during the month of November. In the previous month, sale volumes were 477 species of animals. The trend decreased during the month of November as compared to previous month.
- The highest sale of cattle was in Agro- pastoral followed by pastoral all species, sheep in Agro-pastoral followed by pastoral all species and goats in Agro- pastoral followed by pastoral all species and camel in Agro-pastoral followed by pastoral all species. Most households depended on livestock to meet their basic essential needs.

3.3 Milk consumption

Milk availability improved compared to the previous month

3.4 Crop prices

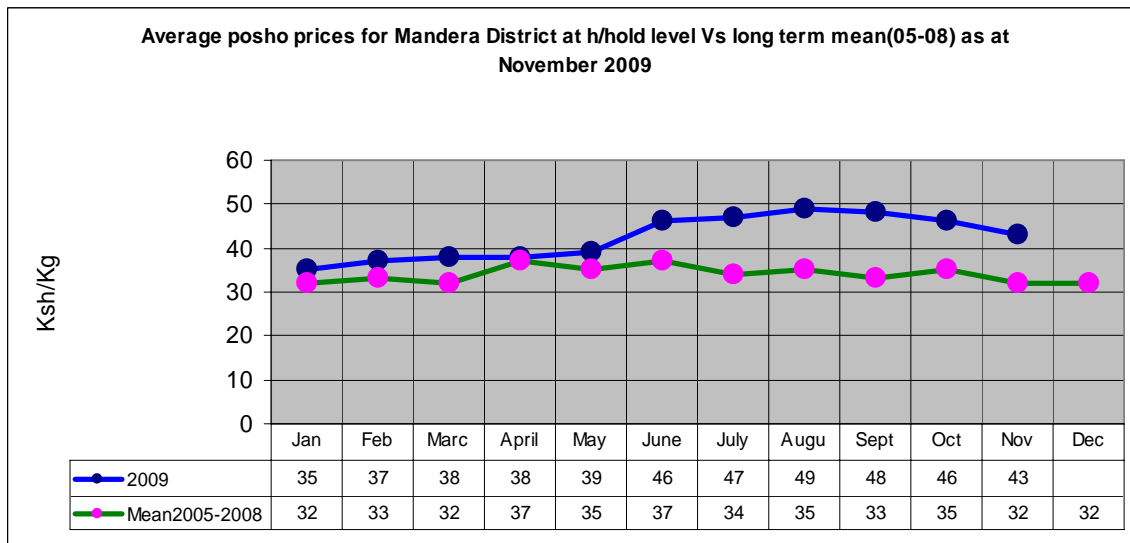
3.4.1 Maize prices



: No of households: (N) 445

The average maize price during the month was Ksh39 per kilo and compared to last month, the average price decreased by Ksh2. Compared to long term mean price, the average price was higher by Ksh7.

3.4.2 Posho prices



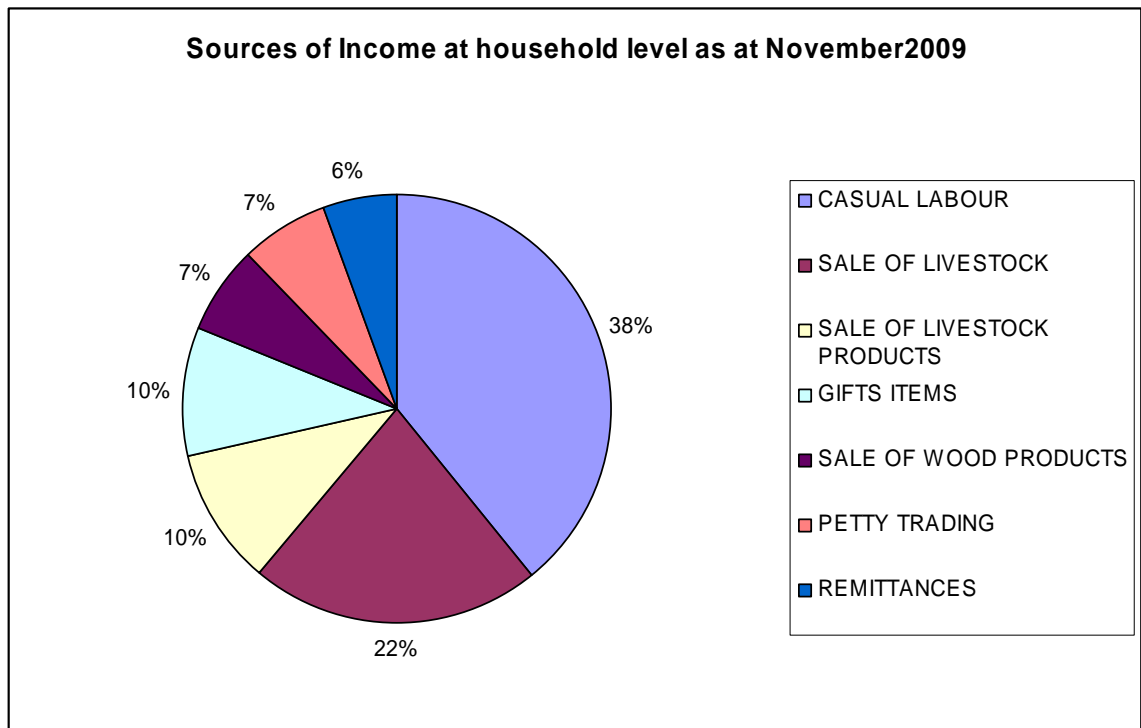
: No of households : (N) 445

The average price of posho was Ksh43 per kilo and compared to last month the average price decreased by Ksh3. Compared to long term mean, the average price was higher by Ksh11.

3.4.3 Other major food crops/ major purchased food

The other major foods purchased by the communities were oil, rice and sugar. The observed price of Sugar was Ksh 81 (Oct-Ksh90), rice was Ksh 67 (Oct- 70), oil price was Ksh119 (Oct-129).

3.5 Income



Source: ALRMP sample site. Total Sample size (N) 445HH

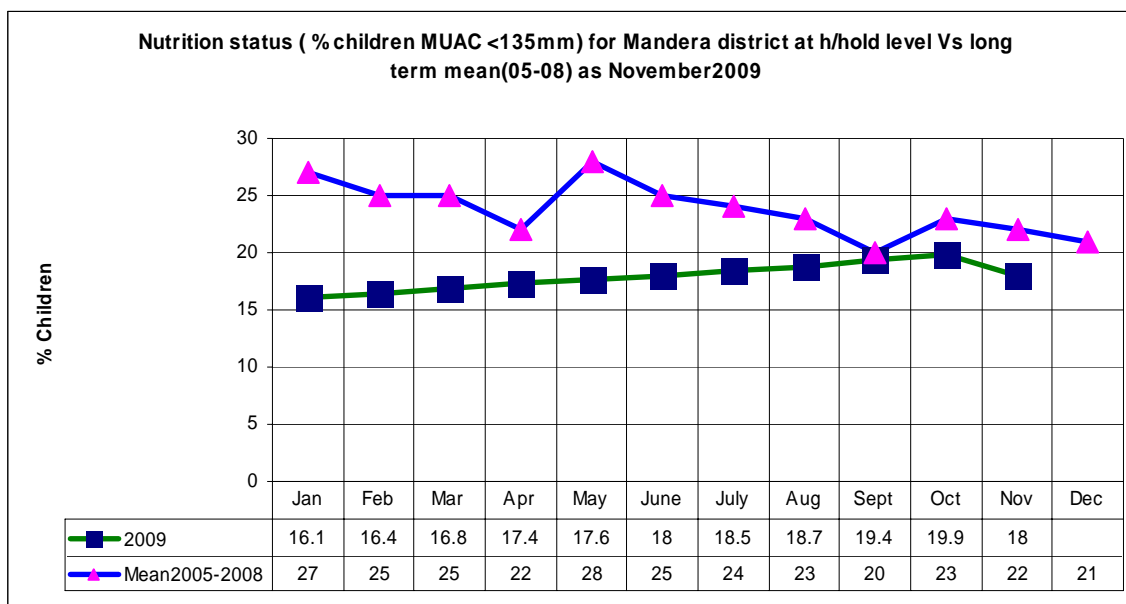
The main source of income for all livelihoods for the month under review was sales of livestock and casual labour. The sales rate of camel, cattle, sheep and goats were on average.

3.5.3 Casual labour

The average daily wage from sampled divisions was Ksh202 but from general observations it ranged between Ksh18 to 230 per day. Compared to the preceding month, the average daily wage decreased by Ksh7. The highest average income was noted in Agro-pastoral followed by irrigated cropping zones and pastoral all species.

4.0 Human welfare indicators (utilisation of food)

4.1 Nutrition status



: Total No of Children: 1,607.

The nutrition status of children below five years improved during the month under review, with the percentage of those rated at the risk of malnutrition dropping to 18 from 19.9% last month. Compared to long term mean, the rate is down by 4.0%. According to sample areas, Elwak division reported the highest rate at 23.3% while lowest was Wargadud division at 13.5%.

4.2 Human health

There was no outbreak of human diseases reported during the month under review.

5.0 Current interventions

5.1 Non-food aid

The following interventions were carried out during the month in the district;

- Practical Action conducted mass treatment and deworming of Donkeys in Mandera town during the month.

5.2 Food aid

- Supplementary feedings by Action against Hunger, Save the Children (UK) and Islamic Relief.
- Therapeutic feeding centers (TFC) in Mandera district hospital by ACF
- Distribution of relief food by (EMOP) WFP & COCOP with total beneficiaries of 178,000 persons for the month of November.

5.3 Other coping strategies

- The main coping strategy was reliance on relief food and supplementary feeding for the vulnerable groups of the communities in the divisions.
- Causal works acted as a secondary coping strategy for the Agro-pastoral and pastoral communities.
- Sharing of relief food with pastoral relatives.

6.0 Recommendations to DSG and KFSM

- Health educations for communities on disinfection of water, especially earth pans and under ground water tanks in fear of outbreak of diarrhea and other water-borne diseases and provision of chlorine -Action Ministry of Public Health and Sanitation.
- Provision of adequate drugs in rural dispensaries and health services anticipating outbreak of water-borne diseases and provision of treated nets to poor households in the affected areas-Action Ministry of Public Health and Sanitation, Ministry of Water.
- Vaccination and mass treatment of CCPP disease in the entire district -Action – DVOs.
- Supplementary feeding to continue to reduce the malnutrition- Action MOH, AAH, Islamic Relief and Save the Children (UK).
- Provision of certified/drought-tolerant seeds to farmers in the rain fed and irrigated cropping zones to boost their crop production -Action Ministry of Agriculture and other actors.