

Situation overview

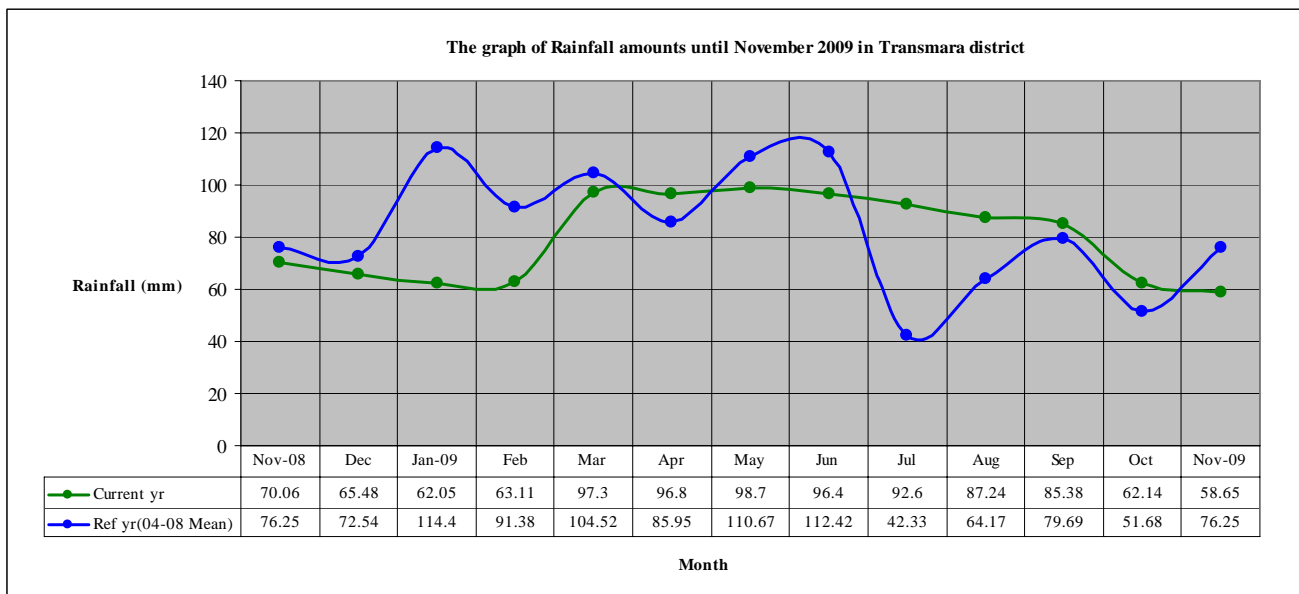
- The district recorded 4 rainy days, similar to the previous months. Rainfall was not well spread in time and space. An average of 58.65mm was received, a decrease from 62.14mm during the previous month.
- Pasture quantity and quality were poor. Livestock body condition was poor and deteriorating.
- The water situation was declining and milk production decreasing.
- The markets were flooded since many people wanted to sell their animals because of drought and lack of pasture. This made prices to continue decreasing.
- Maize was at post harvest and prices were increasing. Harvests were poor and not as expected. Beans price increased.
- The nutrition status of children below five years improved slightly due to drought and milk reduction. The percentage of those rated at risk of malnutrition was 5.04 compared to 5.1 in October.

Recommendations to DSG and KFSM

- More water projects need to be implemented in areas that face frequent water crisis and long distances to water sources during dry spells as currently. Action: Water and ALRMP II.
- There is need to improve poor roads condition, as well as security access bridges and drifts in conflict areas. Action: Public Works, ALRMP II & CDF.
- Peace building meetings should be supported in order to establish lasting solutions to conflicts in the districts.

1.0 Environmental indicators (Stability)

1.1 Rainfall



Rainfall data from Kilgoris rainfall station

The district received an average of 58.65mm of rainfall, a decrease from 62.14mm during the previous month. The trend was downward and lower the expected amount for such a time of the year. The rains delayed unusually by about two weeks. The Mixed farming livelihoods maintained 20% rainfall coverage while Pastoral, Agro-pastoral and Casual waged labour/ tourism livelihoods received an average of about 10% coverage, similar to the previous months. This distribution was below normal for such a time of the year, where it is usually expected that a greater percentage of the district receives rainfall during short rains.

1.2 Condition of natural vegetation and pasture

The quality of vegetation/pasture was fair and deteriorating, same trend as last month while the quality in the pastoral livelihood zones was lower compared to that of the previous months. Kirindon and Lolgorian divisions were affected by significant rain scarcity. However, the vegetation quantity in Mixed farming livelihood zones was better than that of other livelihoods.

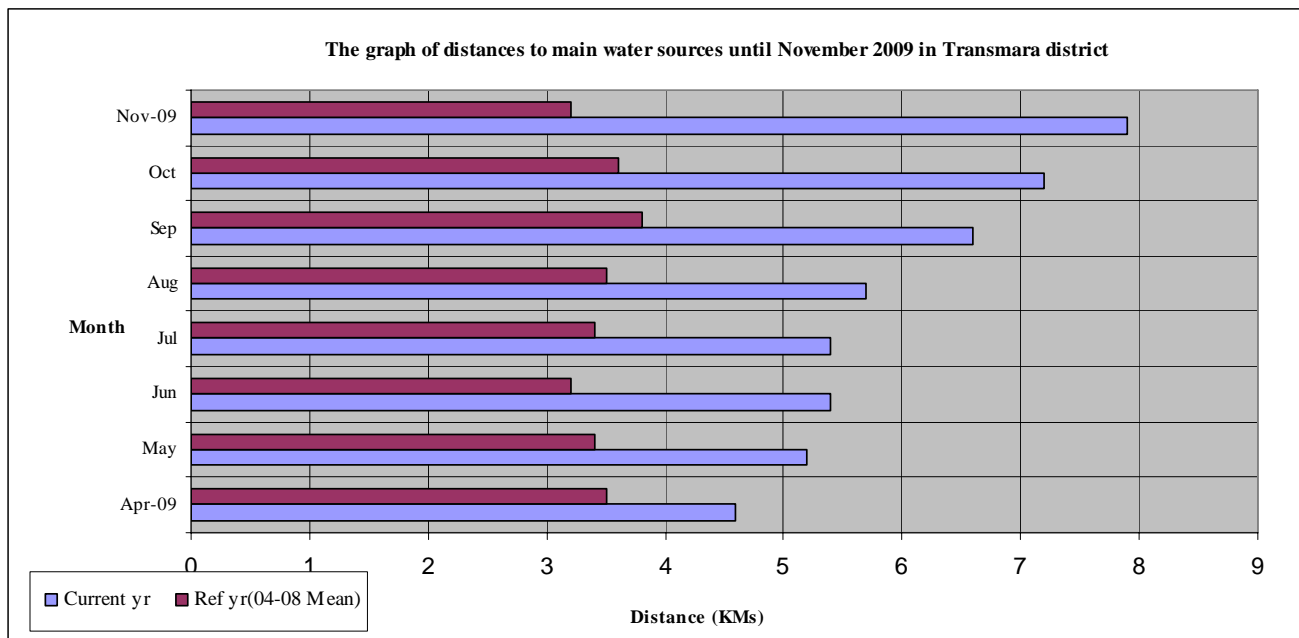
1.2.1 Distance to grazing areas

The average distance from livestock concentration points to main grazing areas in the district was 6.2 Kms, an increase from 5Kms for last month. This was above normal (3.38kms) and was as a result of inadequate rains in the area. The situation was similar to the previous months and is worsening with time.

1.3 Water sources and availability

Permanent rivers, pans and dams were main sources of water during the month. The sources were characterised by overpopulation of users. Other sources dried up due to low rainfall amounts received over an extended period of time. The water situation was worse in all livelihoods. The situation has persisted for long.

1.3.1 Household and livestock access to water



The average distance (in kms) to main water sources (range) was between 7 and 8km. The trend was upward due to the drought situation. This distance was higher compared to that of the same month (3 to 4) for the long term average for such a time of the year.

1.4 Emerging issues

1.4.1 Insecurity/conflict/human displacement

Incidences of insecurity reduced during the month. The District Peace Committee held several meetings to establish lasting solutions to previously occurred conflicts.

1.5 Implications on food security

The low and decreasing rainfall amount reduced water and pasture levels. Milk was less available than before. Livelihoods were being affected by decreased milk levels in their households.

2.0 Rural economy indicators (food availability)

2.1 Livestock production

2.1.1 Livestock body condition

The body condition of cattle, sheep and goats was poor and deteriorating. The situation and trend was similar to that of the previous month. The condition of livestock in pastoral zones was worse than in other areas. The situation was decimating.

2.1.2 Livestock diseases

There were no incidences of livestock diseases outbreak.

2.1.3 Milk production

The average milk production per household was low and less than the previous month. This was because of the low amounts of water and pasture. The quantity of milk production was less than normal for such a time of the year. Mixed farming livelihoods had higher milk production per animal than pastoral areas.

2.2 Crop production

2.2.1 Timeliness and condition of various crop production activities

In Mixed farming and Agro-pastoral areas, maize was at weeding stage. The stability of its condition was not good as rains were limiting.

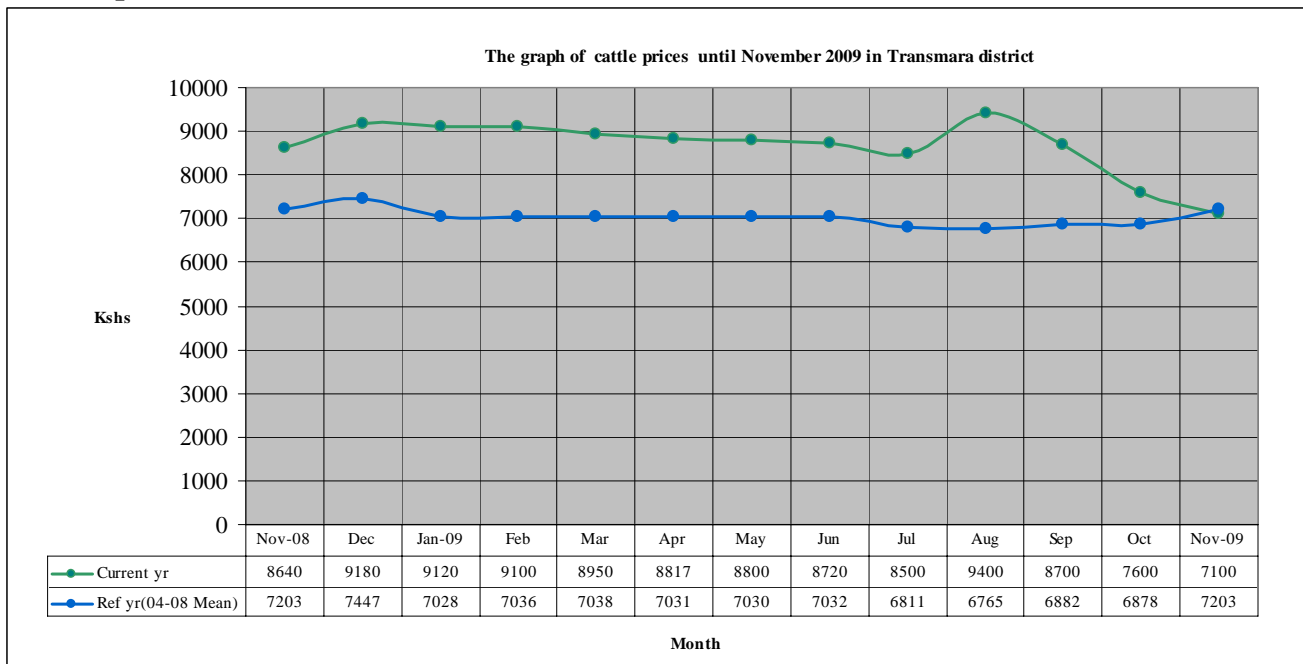
2.2.2 Implications on food security

Food security is threatened since maize harvests were poor yet the rainfall amounts were below the minimum required to sustain crops so far.

3.0 Access to food

3.1 Livestock marketing

3.1.1 Cattle prices

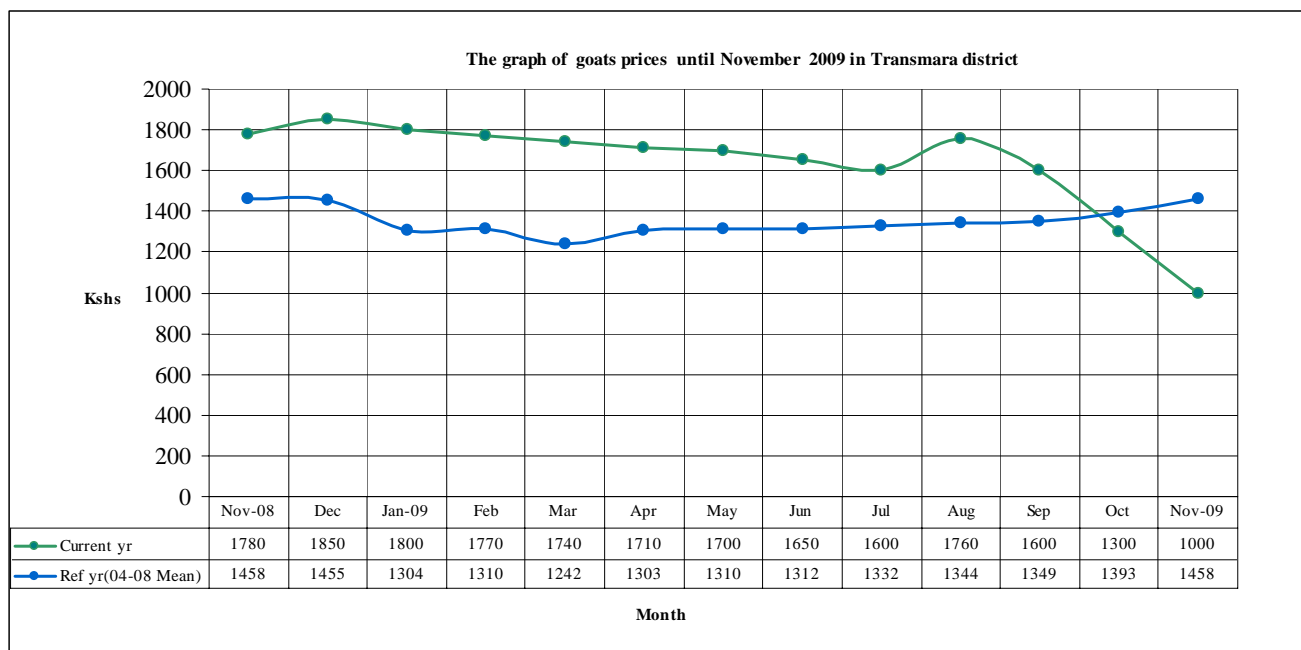


n=330

- The average price of cattle was Ksh7,100, compared to Ksh7,600 for the previous month. Cattle prices continued decreasing. The decrease was because of the prevailing drought, which caused deteriorating livestock body conditions, making cattle to fetch less. Many people were disposing their animals in fear of extended drought making markets to flood and prices to decrease.
- The average cattle prices were still higher than normal for such a time of the year. Implications on food security: This was negative to food security because less cash

was fetched from cattle sales than before. Cattle income, which is mainly depended upon for food purchase was low. Food security was threatened.

3.1.2 Goats prices



n=330

The average price of a goat decreased from Ksh1,300 to Ksh1,000. Prices decreased because of drought which made pasture and water limiting that led to poor body conditions of all stock. The price of goats was lower than normal (Ksh1,458) for such a time of the year.

3.2 Milk consumption

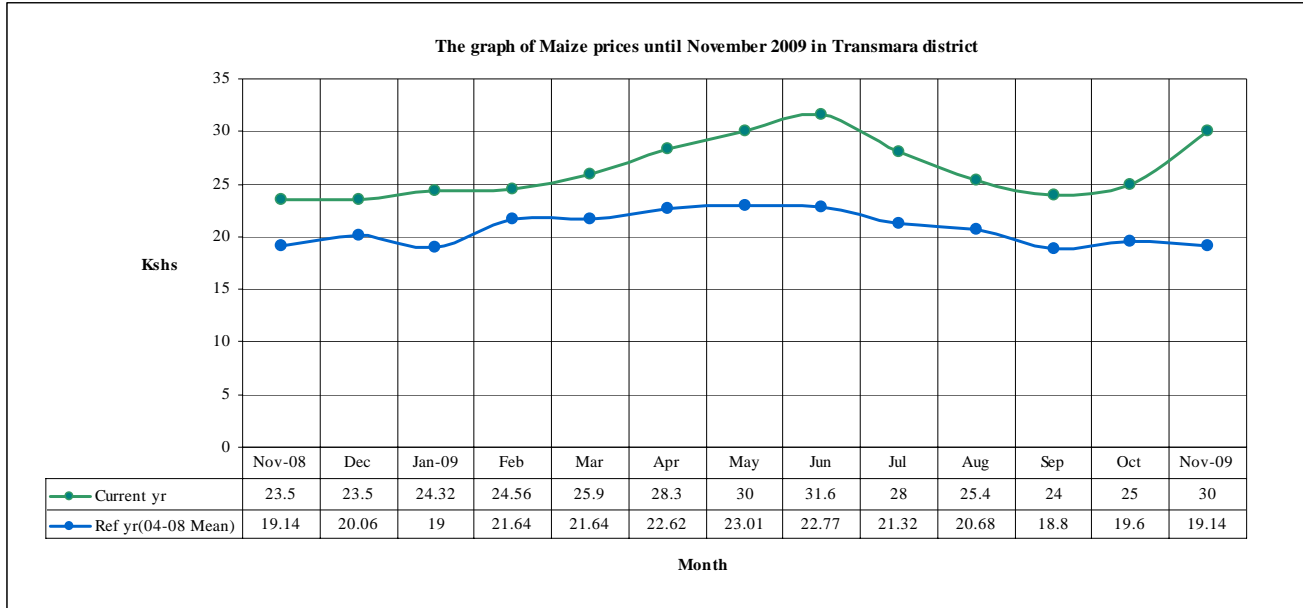
Table for milk consumption

	2008	2009											2009
	Nov	Dec	Jan	Feb	Mar	Apr	May	Jun	Jul	Aug	Sep	Oct	Nov
Everyone	18.15	18.11	18.05	18.01	17.94	17.60	17.48	17.20	17.20	17.08	16.00	14.00	13.01
Only children	36.44	36.52	36.83	36.92	36.97	37.20	37.50	37.80	37.83	37.96	40.00	42.00	44.20
None	4.38	4.43	4.55	4.61	4.68	4.88	5.20	5.44	5.43	5.52	6.50	7.50	8.25

Milk availability decreased. This significantly affected accessibility of household members to milk. The trend of milk consumption-pattern was downward, similar to previous months. This situation is negative to food security. This was attributed to the drought situation in the district.

3.3 Food prices

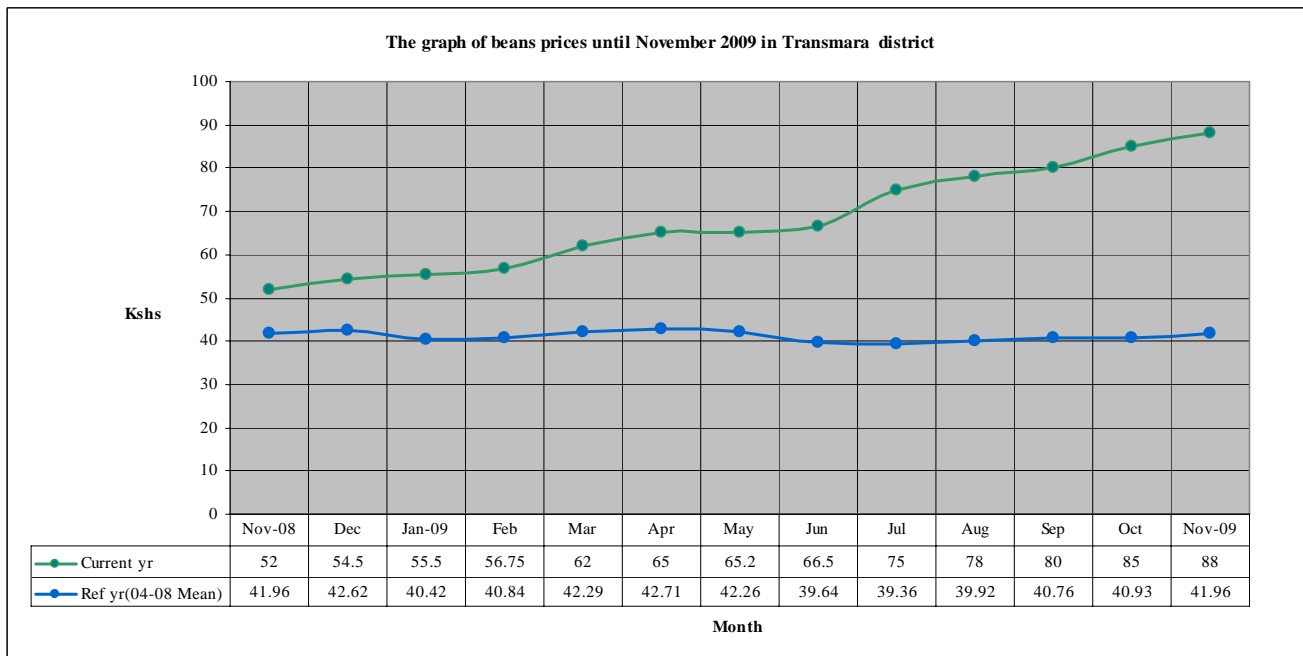
3.3.1 Maize prices



n=330

The average price of maize increased from Ksh25 to Ksh30 per kilo. The price increase was due to the high rate of cereal demand, despite the recently ended harvesting period. The trend will continue since maize is becoming scarce with time. Maize prices were higher than the long term mean for the month.

3.3.2 Beans prices



n=330

The average price of beans increased from Ksh85 to Ksh88 and this was the case in all areas. Prices went up because beans were not available in markets. The upward price trend will last long as the harvesting of beans is not expected soon. This is normal for such a time of the year.

3.4 Income

3.4.1 Crop Income

Income from crops was not significant as no sales were reported from households/farms.

3.4.2 Livestock income

During the month, income from livestock sales was less than for the previous month. Livestock prices were low in all livelihoods because of drought. The trend was not normal and impacted negatively on food security and general pastoral welfare.

3.4.3 Other Incomes

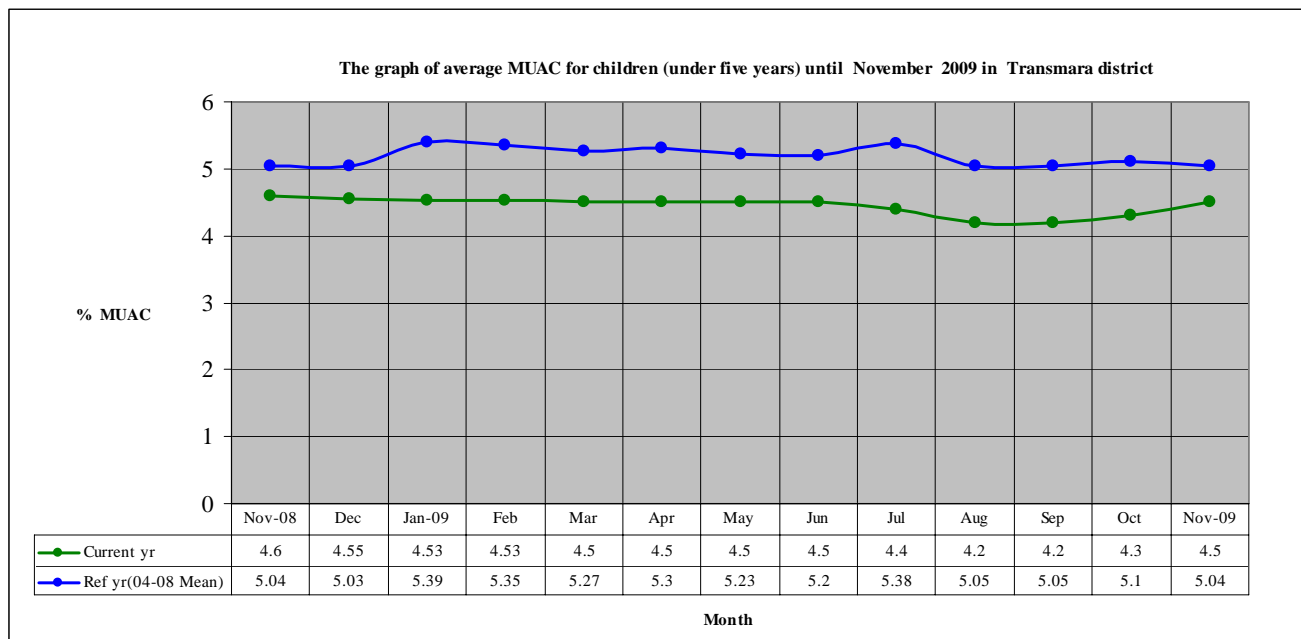
Households pursued income sources from other activities such as charcoal burning and casual wages. However, efforts to reduce charcoal burning and forest destruction were on.

3.5 Cereal: Meat price ratio

The cereal/meat price ratio increased from 106.70 to 106.97. This was because the price of cereals went up whereas that of livestock dropped. This had a negative implication on food security as there was increased difficulty in accessing food. The situation might continue as maize prices keep on increasing.

4.0 Human welfare indicators (utilization of food)

4.1 Nutrition Status



n=1,013

During the month, the % of children with MUAC below 135mm (rated at risk of malnutrition) increased from 4.3 to 4.5. The situation was attributed to reduced milk in households for children. The status was still normal but tending to alert. However, it might continue worsening if the drought situation persists.

5.0 Current interventions

The peace meetings were on-going, with the intention of attaining a lasting solution. The District peace committee was developing better strategies for conflict resolution in future.

6.0 Recommendations to DSG and KFSM

- More water projects need to be implemented in areas that face frequent water crisis and long distances to water sources during dry spells as currently. Action: Water and ALRMP II.
- There is need to improve poor roads condition, as well as security access bridges and drifts in conflict areas. Action: Public Works, ALRMP II & CDF.
- Peace building meetings should be supported in order to establish lasting solutions to conflicts in the districts.