



**OFFICE OF THE PRIME MINISTER
MINISTRY OF STATE FOR THE DEVELOPMENT OF NORTHERN KENYA AND OTHER ARID LANDS
ARID LANDS RESOURCE MANAGEMENT PROJECT II**

DROUGHT MONITORING BULLETIN, OCTOBER 2009


Isiolo and Garbatulla Districts

Warning Stages



Livelihood Zone	Warning stage	Trend
Pastoral- all species	Emergency	No change
Agro pastoral	Emergency	No change
Casual waged labour	Emergency	Deteriorating
Firewood/Charcoal	Emergency	Worsening
District	Emergency	NO change

Seasonal Calendar



Situation overview

- No rainfall was received in the two districts up to the 1st week of October and the condition remained severe in all livelihood zones.
- The quantity of forage diminished in the dry season grazing areas. The worst affected areas were Kipsing, Oldonyiro and Hawaye. The distances of access increased from 35km (September) to 38km (October 09) one way.
- Insecurity situation worsened from late September to October. Killings, animal raids and highway robbery have been a common scenario over the months (October 09) along Isiolo Garbatulla road. Tension is high after four people were shot dead as they were traveling along the same road.
- Severe water shortages were experienced in Longopito, Hawaye and Duma area after the only sources, sand dams and deep wells, dried up over the month. The distances of access in rangeland areas is about 20km for domestic and more than 38km for livestock use. The distance remained constant for settled sites that depend on borehole water.
- The average mortality rate (October 09) was 26% for cattle, 12% for sheep, 8.9% for Goat and 1.6% for camel. Mortalities increased by 12% (cattle), 3% (sheep) and 2% (goat) compared to last month (september09). Camel deaths was only recorded in Oldonyiro division.
- The nutritional status of children (based on MUAC<135mm measurement) showed a slight improvement compared to September. Average percentage of children rated at risk of malnutrition dropped to 28 % from 32 % in September. However, Sericho, Merti and Garbatulla divisions remained stressed, with high malnutrition rate of 46%, 39% and 30% respectively.

Recommendation to district authorities (DSG and KFSM)

- Security issues in central and Ngaremara Location should be looked into seriously. Raided livestock to be located and returned back while compensation for people killed to be handled.(Provincial Administration /Elders)
- Ministry of Agriculture and other stakeholders should provide certified seeds to the farmers(DAO/stakeholders)
- Adequate drugs, mosquito nets and chlorine tablets should be supplied to all dispensaries and health centres(MOH/Red Cross)
- The EMOP food distribution and other supplementary foods to be supplied inadequate quantities to the beneficiaries before roads may be made impassable by the coming rain. (Emop/DSG).

Current interventions

Non –food interventions

- Ministry of Water (Isiolo and Garbatulla) continued supporting water trucking in Merti, Cheraab and Sericho divisions.
- Arid Land Resource Management Project supplied 200lts fuel to each 26 domestic and contingency boreholes in Isiolo and Garbatulla districts.
- Ministry of agriculture received 18 tons of maize seeds, 4 tons of sorghum and 2 tons of cowpeas which were distributed to central, east, Merti and Oldonyiro locations and Agricultural training centres. Central and east received 8.5 tons of maize, Merti – 4tons, Oldonyiro – 1.5 tons while ATC got 4 tons of maize.

Food aid

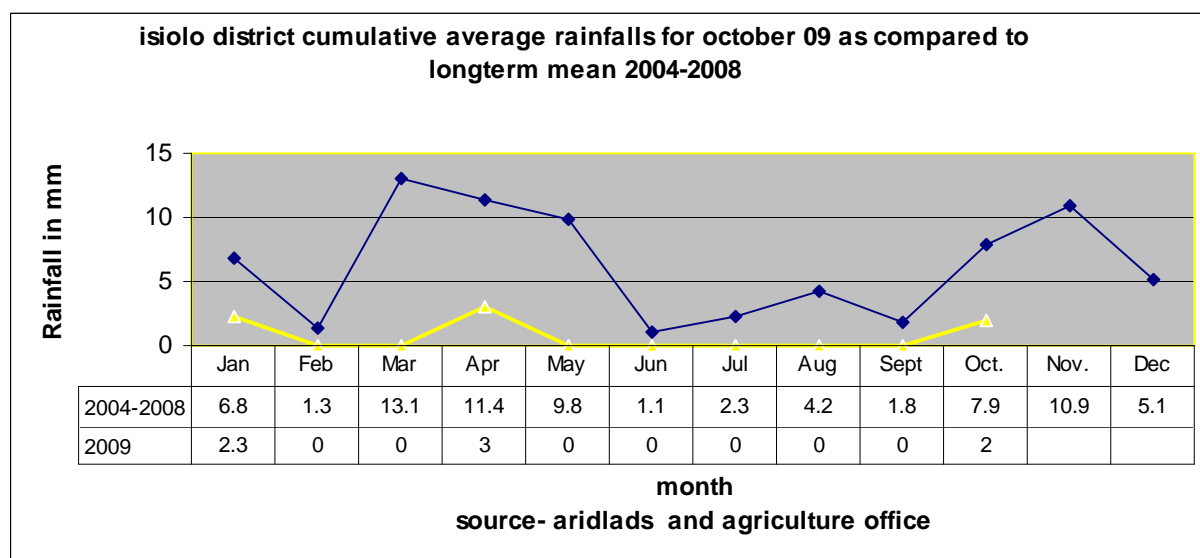
The DSG met on 5th October and distributed 1000bags of maize (90kg), 200 bags of beans (90) and 200 cartons of edible oil which were GOK food.

1.0 Environment indicators (Stability)

1.1 Rainfall

- No rainfall was received from late September to the first week of October in the districts of Isiolo and Garbatulla.
- They were increased livestock mortalities, water stress and insecurity due to prolonged drought. However, rainfall started within the 3rd week of October with light showers. This was concentrated around central division of Isiolo town while the larger parts remained dry.

The graph below represent rainfall pattern for October 2009 compared to long term mean 2004-2008.



Source; ALRMP sample site

.1 Condition of natural vegetation and pasture

- The vegetation and pasture continued to diminish in the dry season grazing areas. The distances of access stood at about 38km from the previous 35km in September.
- A renewed clashes and cattle raids continued to hinder the access to the little available forages in central and Ngaremara locations.
- The livestock mortalities increased for all species including camels due to the lack of forages, Long distances to water and frequent migration as a result of insecurity.

1.3 Water source and availability

- Boreholes, Deep wells and piped system remained the main sources for the current month (October09), no improvement up to the first week of October 2009.
- Deep wells and sand dams in Malkagalla and Oldonyiro divisions continued to dry up causing a major water shortage in the areas. This forced people to trek for more

than 20km to access water for domestic use especially in longopito, Dogogicha and Hawaye.

The table below indicates water sources and percentage of household using them during the month compared to normal situation.

Water source	1	2	3	4	Others
% of HH normally depending on the source	25	30	-	40	5
% of HH depending on the source for current month	-	54	10	36	-

1- River, 2-boreholes, 3-shall wells, 4- piped system, others- pans.

1.4 Emerging issues

- Water shortages increased as more deep wells in Malkagalla and Korbesa and sand dams in Oldonyiro dried up
- Dogogicha borehole was abandoned after users recorded high livestock mortalities of over 50% among cattle (NB. water is salty and samples confirmed as being unfit for human and livestock use).

1.4.1 Insecurity/conflict/Displacement

- More than 150 households in Oldonyiro, Merti and Gambela remained displaced after their livestock of more than 1000 heads of cattle and 1400 camels was taken away by armed raiders last month.
- Tension was high in central and Ngaremara location of Isiolo district reported killings, cattle raids and highway robbery by armed raiders on daily basis.

1.4.2 Migration

- People migrated from Dogogicha borehole with their herds after livestock (cattle) died in large numbers. The weak animals were unable to withstand high salt solution of borehole water.
- Livestock from central division which earlier migrated to parts of Meru North and Tharaka in search of pasture were forced to return back, as people in the host district prepare for the planting season.

1.4.3 Implications on food Security

- Food insecurity stress was severe in all livelihood zones as more livestock continued to die while security situation was alarming.

2.0 Rural economy indicators (Availability of food)

2.1 Livestock production

2.1.1 Livestock body Weight.

- The livestock body weight continued to deteriorate over the month (October 09). This was due to limited forage and increased distances to water sources.

- As such livestock mortalities rates increased for all species to 26% for cattle, 12% (sheep), 8% (goat) and 1.6% camel (only in Oldonyiro division).

2.1.2 Livestock diseases

- No major diseases among livestock reported over the month.
- Body swelling and deaths among cattle in Dogogicha borehole after drinking salty water was common in Merti division.

2.1.3 Milk production

- The milk production continued to deteriorate in all livelihood zones. The production this month (October 09) was 12 bottles of 750mls .This production was recorded among an average of 409 populations sampled this month (October09).
- The highest production was recorded in Kinna and Oldonyiro divisions being 25 and 12 bottles of 750mls respectively. While the remaining divisions recorded productions below 4 bottles of 750mls. The reduced productions are due to severe reductions of livestock body weight as a result of depleted forages.

2.2 Crop production

2.2.1 Timeliness and status of crop production activities

- No major crops planted over the month (October 09) being a dry season
- Small-scale weeding and transplanting of vegetables in irrigated areas of Gambela
- Ploughing and preparation of farms are ongoing.

2.2.3 Harvests

- No major harvests expected this month since it is a dry period.
- Harvesting of tomatoes and Onions on small scale in Gambela.

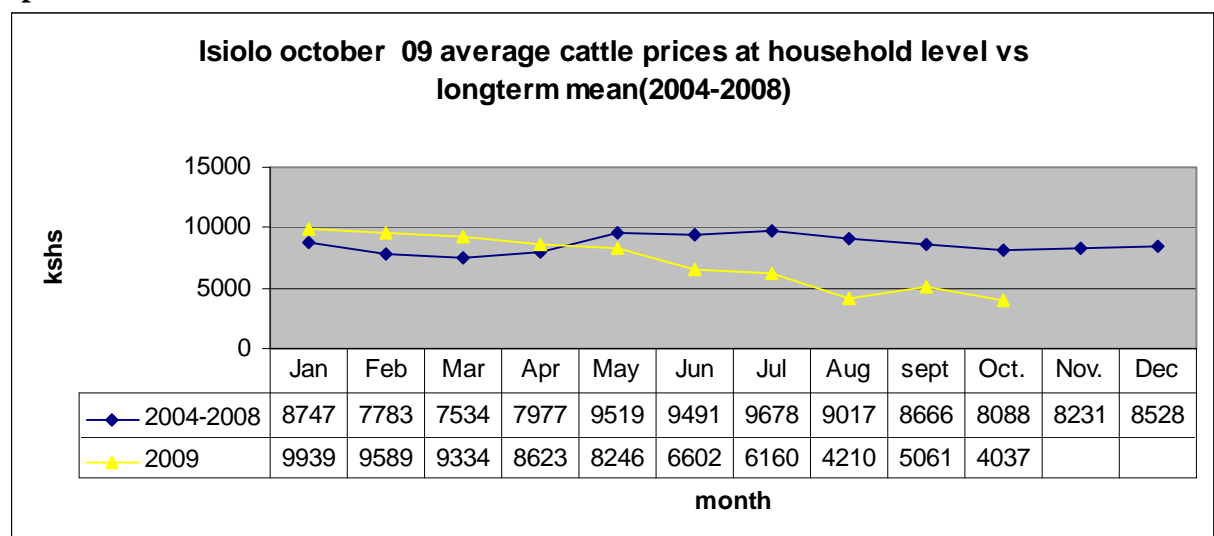
2.2.4 Implications on food security

- The food insecurity stress is worsening due to livestock deaths, depressed livestock markets, escalating prices of basis food commodities and insecurity

3.0 Access to food

3.1. Livestock Marketing

3.1.1 Cattle prices

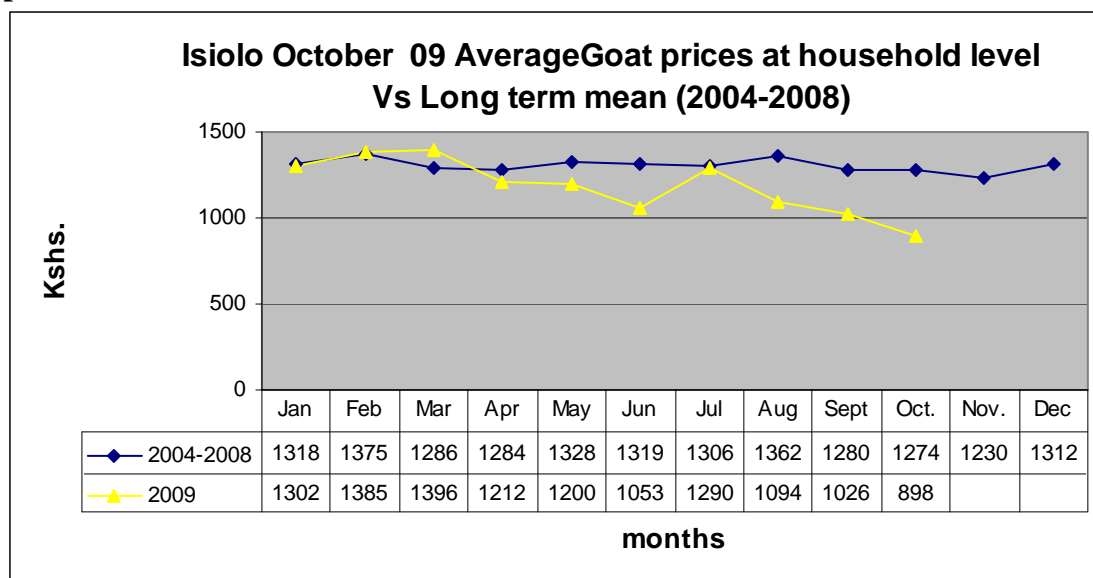


Source; ALRMP sample sites

N=15 x 30

- The district average cattle price reduced from Ksh5061 in September to Ksh4037, translating to 20.2 % depreciation.
- The depreciation in average prices was due to reduced body weight of cattle as a result of depleted pasture and water shortage. The prices of cattle were high in Oldonyiro and Kinna division at Kshs 6800 and Ksh8000 respectively while lower in central and Merti division being Ksh500 and Ksh850 respectively.

3.1.2 Goat prices

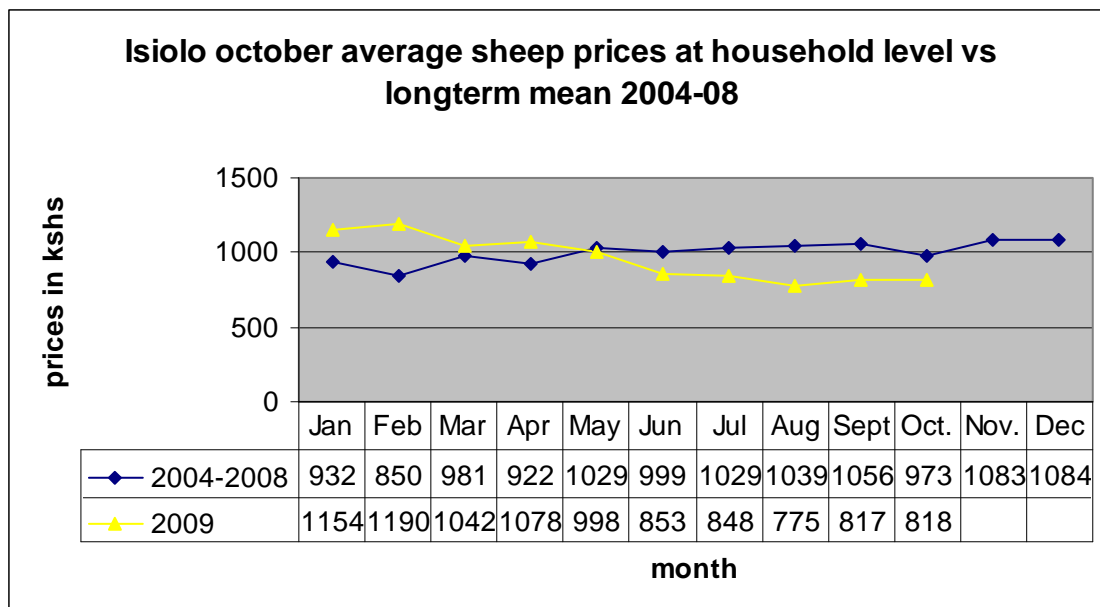


Source; ALRMP sample sites

N=15 x 30.

- The average goat price reduced from Ksh1026 in September to Ksh 898, representing a depreciation of 12.4%.
- This month's price was less by 29.5% compared to long term mean same period (2004-2008).
- The prices were high in Kinna and Merti division being Kshs 1400 and Kshs 1068 while lower in Oldonyiro and Sericho divisions being Kshs 429 and Kshs 650 respectively. The observed changes are due to the reducing body weight of goats in all livelihood zones.

3.1.3 Sheep prices



Source; ALRMP sample sites

N=15 x 30

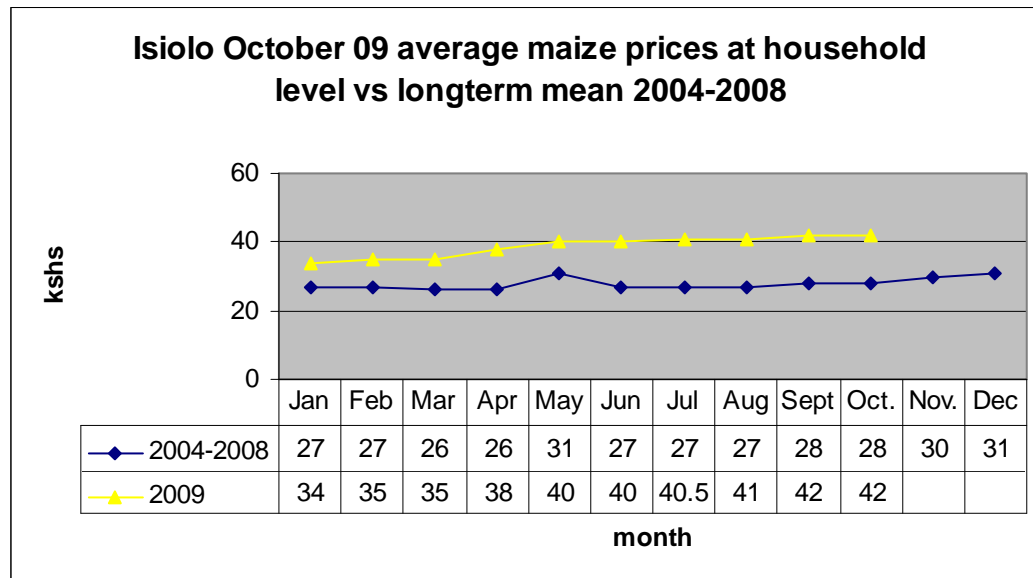
- There was slight increase in the district average price of sheep this month.
- The price increased from Ksh817 in September to Ksh818, representing a slight increase by 0.12%.
- This month's price was also less by 15.9 compared to long-term mean, the same period. The prices were high in central division being Kshs 1700 and lower in Oldonyiro being Kshs 233.

3.1.4 Camel prices

- The average camel price increased from Ksh14,000 in September to Ksh16, representing an increase rate of 17.8%.
- The increases in prices was due to the limited supply of camels and high demand that exists, most of the camels migrated to parts of meru north and Tharaka due to depleted forage and insecurity.
- Many people want to buy camel because of high milk production and its survival in harsh environmental conditions.

3.2 Food prices

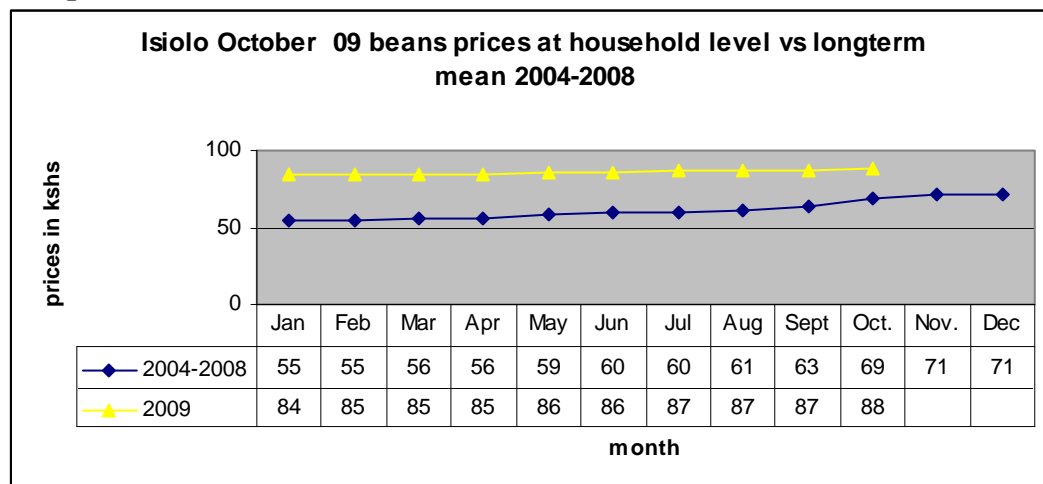
3.2.1 Maize prices



Source; ALRMP sample sites N=15 x 30

- The district average maize price remained constant at kshs.42 per kilogram this month (October 09).
- The current price is high compared to long term mean, the same period by 50%.
- The pastoral area in the hinterland faces serious shortages of cereals thereby facing high insecurity stresses.

3.2.2 Beans prices



Source; ALRMP sample sites N=15 x 30

- The district average price of beans increased to Ksh88 this month, representing an increase of 1.1% compared to last month's price.
- The price was higher by 27.5% compared to the long-term mean, the same period.
- The same commodity traded at Ksh100 per kilogram in the far divisions of Merti, Sericho and Cheraab.

3.3 Income

3.3.1 Crop income

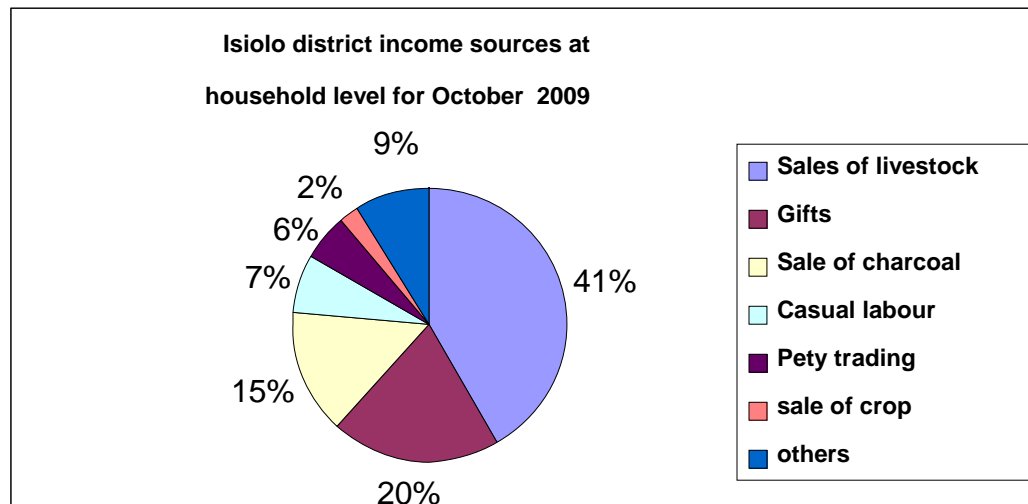
- The income earned by households from crop was 2.1% of the total income this month.
- This was from small scale sale of onions and tomatoes in Gambela irrigation.

3.3.2 Livestock income

- The livestock income to households this month represented 42% of the total incomes. The income from this source increased by 2% compared to the 40% last month.

3.3.2 Other incomes

The pie-chart below represents Isiolo income sources at Household level for October 2009.



N=15 x 30
Source; ALRMP sample sites

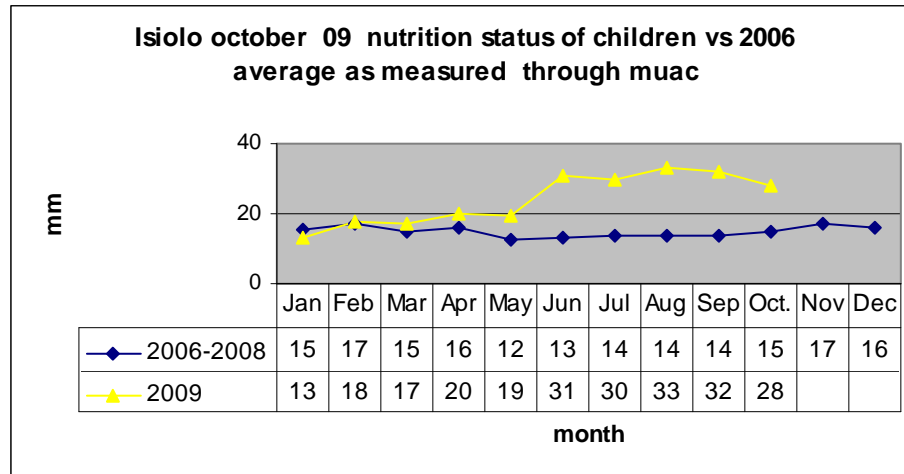
- Other income to households this month was from charcoal 15%, casual labour 6.8%, petty trade 5.7% and gift items 19.7%.
- The income from casual labour reduced from 7% (September 09) to 6.8% (October 09) of the total income. While gift items also reduced by 3.3%.
- Incomes from charcoal and petty trade increased by 1%, 0.7% respectively compared to September 09-14% (casual Labour) and 5% (petty trade).
- The livestock income to households increased from 40% (September/09) to 42%.

3.4 Implications on food security

- The food insecurity stresses are high in both livelihood zones as the main economic life stay could not provide enough sustenance due to current drought

4.0 Human welfare indicators (Utilisation of food)

4.1 Nutrition status



N=15 x 30 x5

Source; ALRMP sample sites

- The district average percentage of children rated at risk of malnutrition as measured through MUAC was 28% of the total 1816 children sampled across 15 sites.
- The rate was less by 4% compared to 32% of last month.
- The stressed divisions were Merti with at risk percentage of 39.0%, Garbatulla 30% and Sericho 46.1%. The slight reduction in MUAC measurements may be attributed to provision of Unimix, Destocking and livestock off take exercise undertaken by different stakeholders over the month (October 09).

4.2 Human health

- Sporadic cases of Diarrhoea and vomiting are still being experienced in Gafarsa and Dadachabasa of Garbatulla and Cherab divisions.
- Eight (8) out of 16 samples taken last month from Dadachabasa tested positive for cholera.
- Vigorous measures need to be undertaken in order to get rid of the cholera before the start of anticipated El-Nino rains.

5.0 Current interventions

5.1 Non –food interventions

- Ministry of Water (Isiolo and Garbatulla) continued supporting water trucking in Merti, Cheraab and Sericho divisions.
- Arid Land Resource Management Project supplied 200lts fuel to each 26 domestic and contingency boreholes in Isiolo and Garbatulla districts.
- Ministry of agriculture received 18 tons of maize seeds, 4 tons of sorghum and 2 tons of cowpeas which were distributed to central, east, Merti and Oldonyiro locations and Agricultural training centres. Central and east received 8.5 tons of maize, Merti – 4tons, Oldonyiro – 1.5 tons while ATC got 4 tons of maize.

5.2 Food aid

The DSG met on 5th October and distributed 1000bags of maize (90kg), 200 bags of beans (90) and 200 cartons of edible oil which were GOK food.

6.0 Recommendations to DSG and KFSM

A. Food aid

Type of intervention	Action
EMOP food and other supplementary feeding items should be supplied in adequate quantities before the EL-Niño rains	Gok/WFP
Supplementary and the therapeutic feeding for under fives and vulnerable groups in pastoral zones.	DSG/MOH/ALRMP

B. Non –food interventions

Type of intervention	Actors.
Vigorous measures should be taken to restore security/peace in central and ngaremara locations	Provincial admin/elders/District peace committee.
Displaced persons support in Gambela, Bulesdima, Kambi Juu, and Atiir with food, clothing's, utensils and farming items.	DSG/stakeholders
Immediate emergency intervention to be sort to solve the current water problems in longopito location of Oldonyiro division Isiolo district.	Ministry of water/Northern water boards/DSG
Maximum treatment of cholera cases, screening and supply of drugs/chlorine tablets should be done to cheraab and Garbatulla divisions.	Ministry of Health/Public Health/DSG

