



## **Situation overview**

- No rainfall was received during the month under review.
- The main sources of water for the month of January were River Daua, earth pans, underground water tanks, boreholes and shallow wells.
- Over 30 centres were under water stress and need water trucking.
- Pasture quality and quantity was poor in Eastern and Central divisions, fair to poor in Western division and still declining as the district has already started experiencing the short dry spell.
- Livestock body condition was good for the month of January and this was attributed to fair pasture and browse in most parts of the district.
- The average household prices of livestock increased compared to the preceding month due to improved body conditions.
- The main sources of income for the month of January were sales of livestock and casual labour.
- There were still cases of pneumonia, worms and contagious caprine pluro pneumonia (CCPP) in goats reported during the month under review in the larger district. There was also mysterious camel disease reported in Mandera west district during the month under review.
- There were no incidences of insecurity reported during the month under review.
- The nutrition status of children below 5 years declined slightly during the month of January, with the percentage of those rated at risk of malnutrition rising to 17.7% compared to 17.4 last month.
- No outbreak of human diseases was reported during the month under review.
- The drought situation in the district was at 'Alert' and trend worsening.

## **Recommendations to DSG and KFSM**

- Vaccination and mass treatment of CCPP in the entire district -*Action –DVOs and other Actors.*
- Supplementary feeding to continue so as to reduce the malnutrition- Action MOH, Islamic Relief and Save the Children (UK).
- Conduct RAT Assessment to examine the performance of short rains in the larger districts- Action-DSGs Mandera West, East and Central.
- Water trucking to centres with acute water stress -Action-DWOs-Mandera West, North, Central, Arid lands and other Actors.
- Provision of adequate drugs at rural dispensaries and health centre and provision of treated nets to poor households -Action Ministry of Public Health and Sanitation, KRCS, and other actors.
- Collect blood samples to identify the mysterious camel disease reported in Mandera west district.-Action DVO Mandera West.

## **Current interventions**

### **Non-food aid**

ALRMP and M OW&I are conducting water trucking in water stress areas of Mandera West, North and central districts.

### **Food aid**

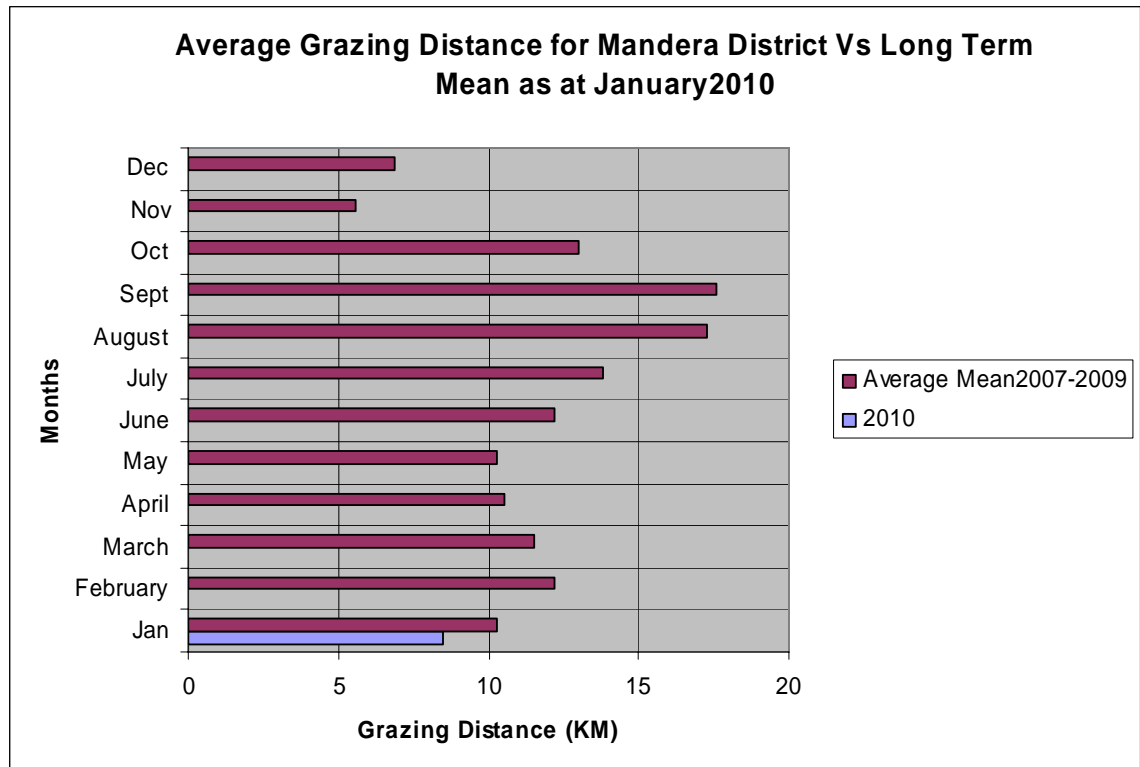
- Supplementary feeding by Save the Children (UK) and Islamic Relief.
- Distribution of relief food by WFP & COCOP with total beneficiaries of 109,664 persons for the month of January.
- Blanket Supplementary feeding by World Food Programme(WFP) through Islamic Relief and Save the Children (UK) with total beneficiaries of **79,724** for larger district

## 1.0 Environmental indicator (stability)

### 1.1 Rainfall

No rainfall received during the reporting month under review

### 1.2 Condition of natural vegetation and pasture



Pasture quantities deteriorated compared to last month. It was fair to poor in Western part of the district and poor in Eastern and Central parts of the district. The average distance to grazing areas is 8.5km while average house distance is 4.9km, and when compared to last month, the average grazing distance has been increased by 2.2Km

### 1.3 Water sources and availability

The main water sources for the larger district livelihoods zones are boreholes, River Daua, shallow wells, underground water tanks, water trucking and few major earth pans.

There were few centres under water stress namely:-

Jajabole, Ereskinto, Harbafi, Eresuki, Borashum, Dawader, Dimu, Barwaqo1 and two, Kob dhadi, Sukela kuli, Qoqai, Hullo, Waridow, Hurille, Bokonsar, Choroqo, Waridow, Qarsa damo, Boji, Buqe, Kuro, Domal, Malka rugha, Dololo, Ogorwein, Kubi, Arda qolo, Duke, Harmamo, Mirrille and need water trucking.

## **1.4 Emerging issues**

### **1.4.1 Security issues**

There were no insecurity incidences reported during the month under review.

### **1.4.2 Migration**

There were in migration of livestock from Ethiopia in Khalalio, Malkamari and Hareri divisions reported during the month under review.

### **1.5 Implications on food security**

Increased livestock prices, coupled with improved body conditions will result to a positive food security to household returns.

## **2.0 Rural economy indicators (Food availability)**

### **2.1 Livestock production**

The main livestock reared by the pastoralist includes camels, cattle, goats and sheep. Camels and cattle are long term assets while shoats are short term assets/current assets.

#### **2.1.1 Livestock body condition**

The livestock have good body conditions but may deteriorate in the coming months due to declining pasture.

#### **2.1.2 Livestock diseases**

Abortion in camels was reported in Mandera West district. An unidentified camel disease was also reported in Mandera West district.

#### **2.1.3 Milk production**

Milk was available in all the divisions in the district due availability of pasture and browse in most parts of the district.

### **2.2 Crop production**

#### **2.2.1 Timelines and status of various crop production activities**

Maize in the irrigated cropping zone was at harvesting stage while sorghum in the agro- pastoral zone was also at harvesting stage.

#### **2.2.2 Pest and diseases**

Aphids in tomatoes and onions were reported during the month.

#### **2.2.3 Harvests**

Tomatoes and pawpaws were being harvested in the irrigated cropping zone, onions while sorghum in Agro-pastoral zone were being harvested in few areas.

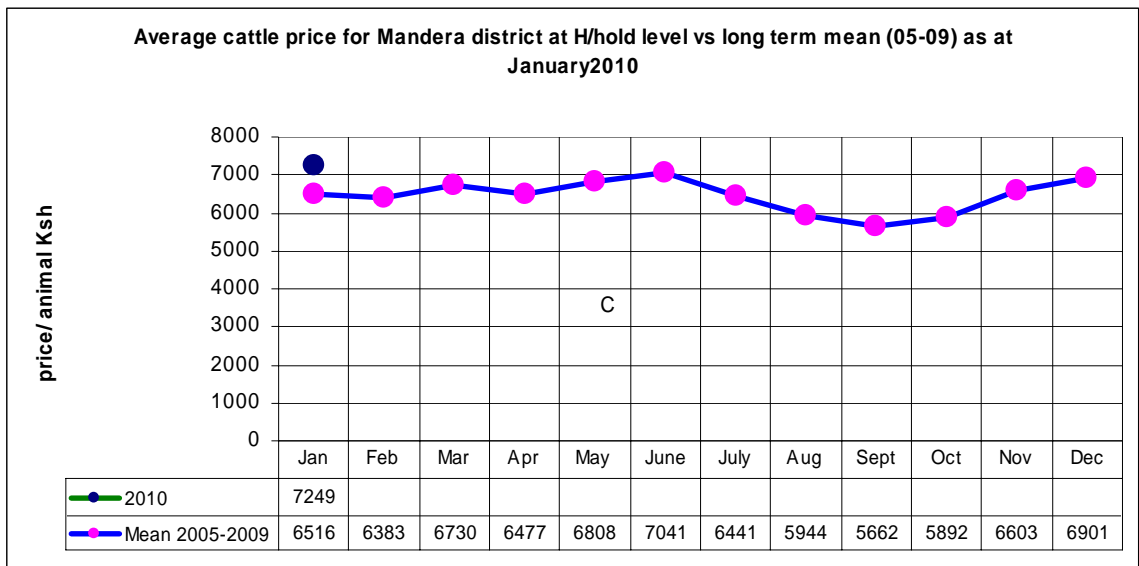
### **2.3 Implications on food security**

Few harvest have been witnessed in agro pastoral and irrigated cropping zones that boasted the food security of the livelihood

## **3.0 Access to food**

### 3.1 Livestock marketing

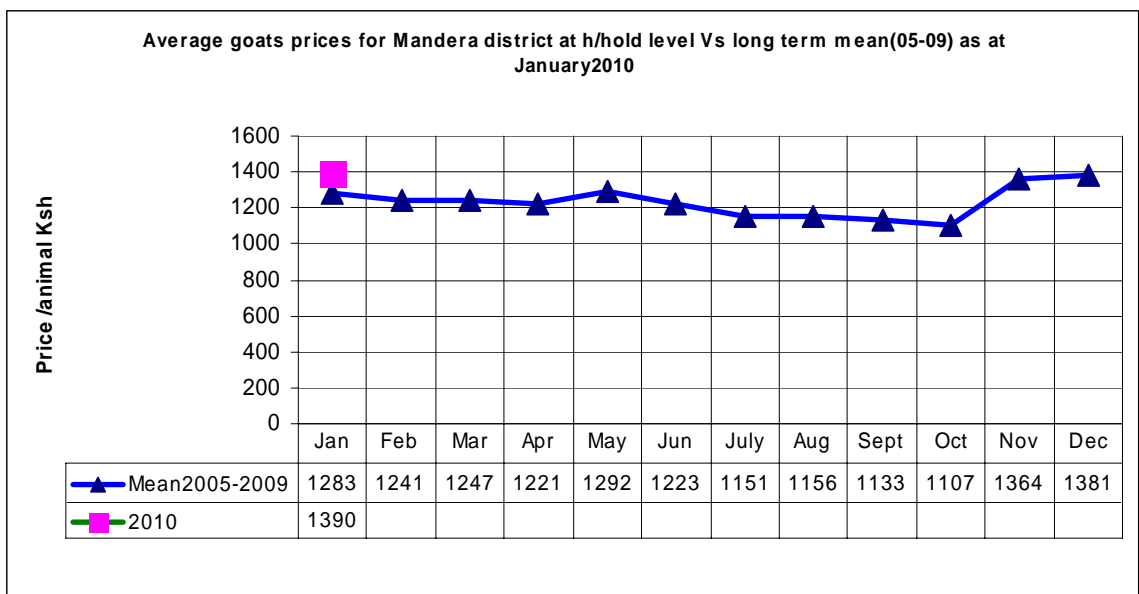
#### 3.1.1 Cattle prices



**NB: No. of Households: 416**

- Average cattle prices increased from Ksh6,862 to 7,249 in January 2010 and this was attributed to improved body condition and high market demand. Compared to the long term mean, the average price was higher by Ksh733.
- The highest price was noted in pastoral all species at Ksh7,788 followed by Irrigated cropping zone at Ksh7,518 and Agro pastoral at Ksh6,442.

#### 3.1.2 Goat prices

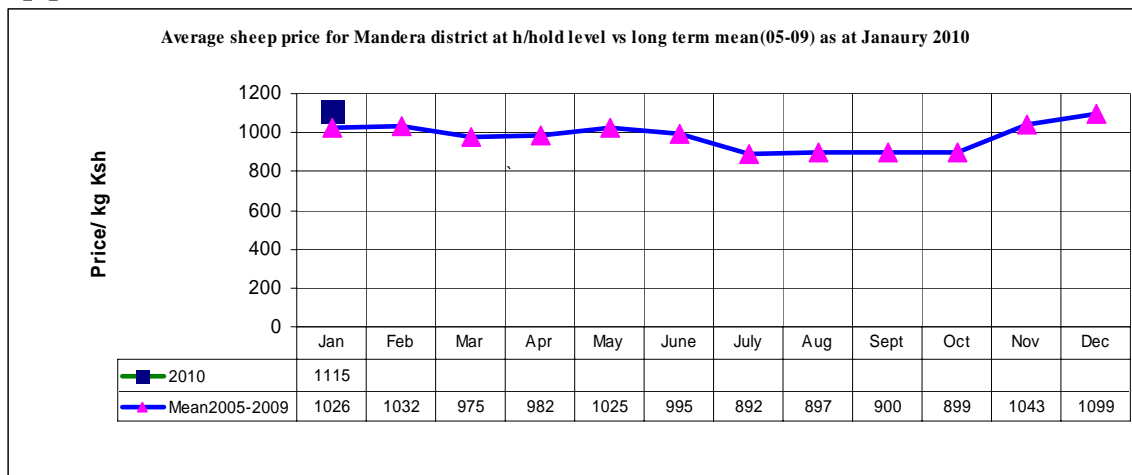


**NB: No of Households :( N) 416**

- Average goat price increased from Ksh1,379 to Ksh1,390 in January. The increased price was attributed to improved body condition. The increased goat prices increases purchasing power and food security of the household as goats were the main livestock sold to meet every day need for rural households.
- Compared to long term mean, the average price is higher by Ksh107 in January 2010. The Agro-pastoral zone recorded the highest average prices at Ksh1,501

followed by pastoral all species zone at Ksh1,429 and Irrigated cropping zone at Ksh1,240.

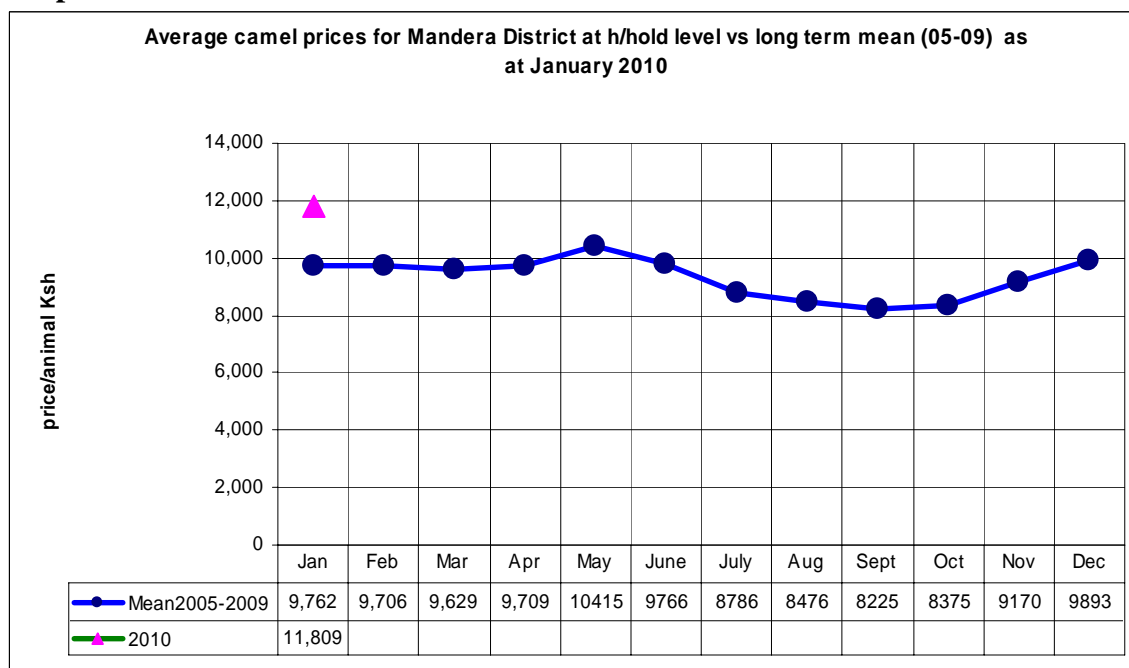
### 3.1.3 Sheep prices



: No of households :( N) 416

- Average sheep prices increased from Ksh1,081 to Ksh1,115 in January. This was attributed to improved body condition. Compared to long term mean, the average price was higher by Ksh89.
- The highest average price was noted in Agro-Pastoral at Ksh1,224 followed by irrigated cropping zone with Ksh1,068 and Pastoral all species at Ksh1,052.

### 3.1.3 Camel prices



: No of households :( N) 416

## 3.2 Livestock sales

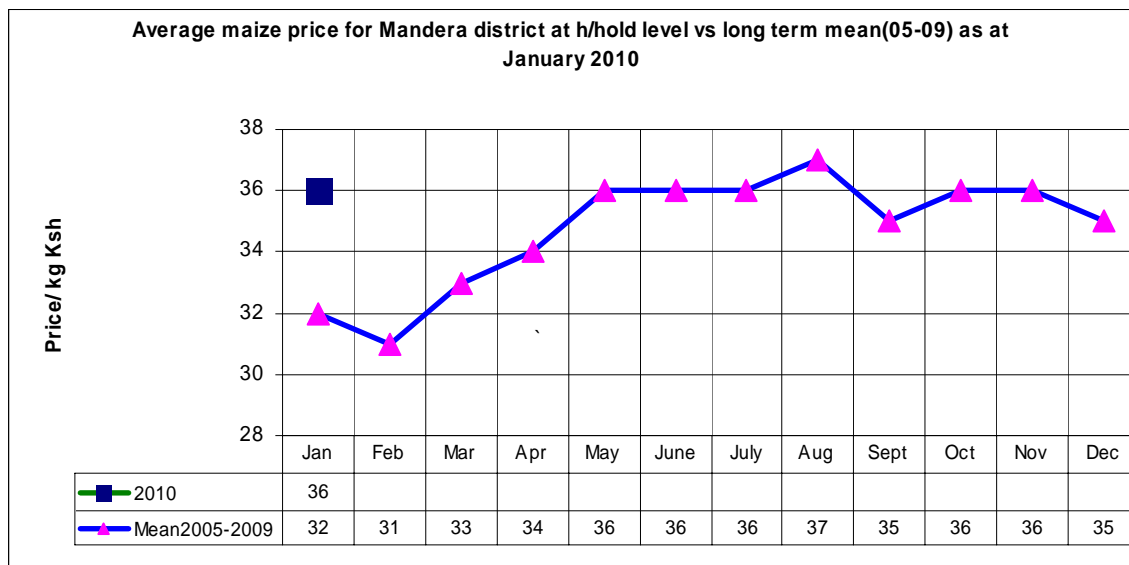
- The average sales of goats, cattle, camels and sheep were 291, 32, 29 and 80 respectively with total sales of 432 during the month of January. In the previous month, sale volumes were 465 species of animals.
- The trend decreased during the month of January as compared to previous month. The highest sale for cattle was in Agro- pastoral followed by Irrigated, sheep in pastoral all species followed by Agro-pastoral and goats in Agro- pastoral followed by pastoral all species and camel in Agro-pastoral followed by pastoral all species.
- Most households depended on livestock to meet their basic essential needs.

### 3.3 Milk consumption

Milk availability improved compared to the previous month.

### 3.4 Crop prices

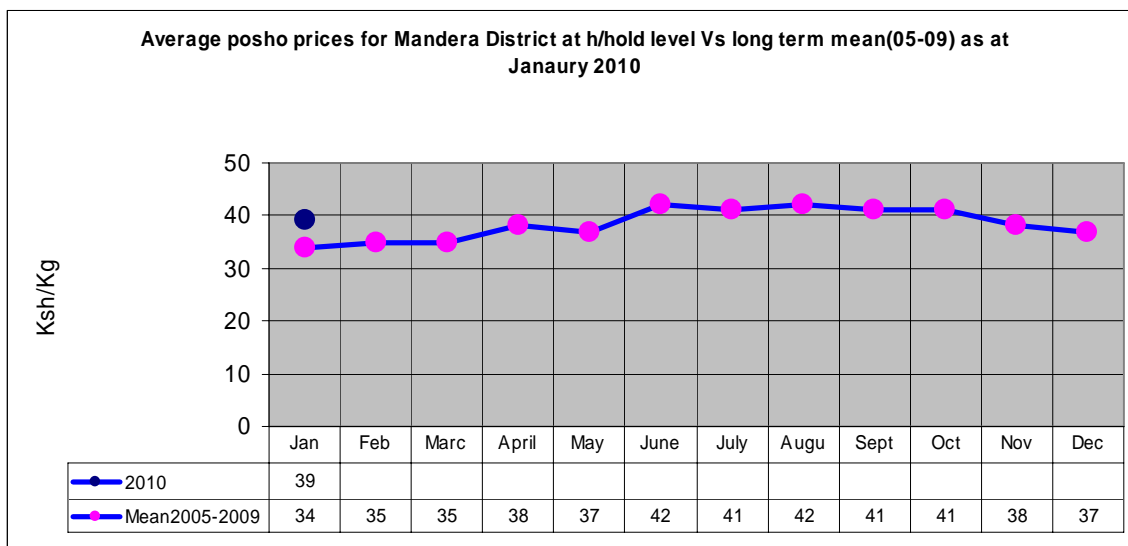
#### 3.4.1 Maize prices



**: No of households: (N) 416**

The observed average maize price during the month of January is Ksh36 per kilo. Compared to last month, the average price was stable. Compared to long term mean price, the average price is higher by Ksh4 for this month.

#### 3.4.2 Posho prices



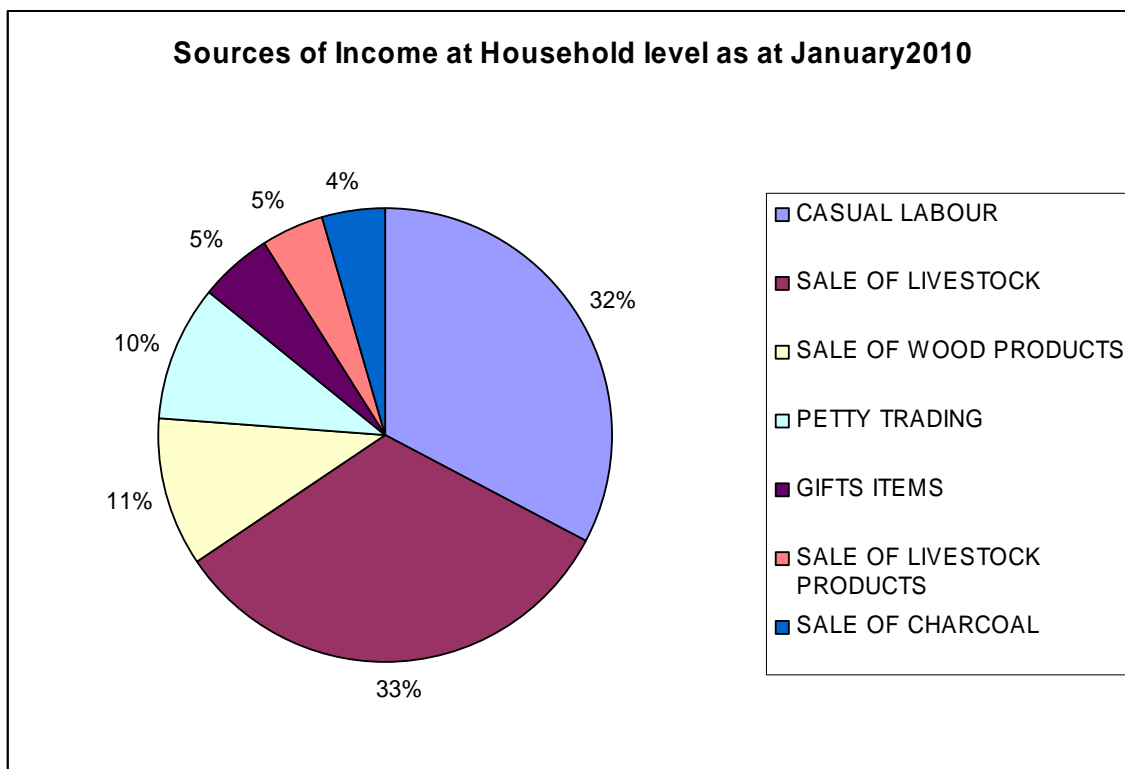
: No of households :( N) 416

The observed average posho price during this month was Ksh39 per kilo and compared to last month the average price decreased by Ksh3. Compared to long term mean, the average price was higher by Ksh5.

### 3.4.4 Other major food crops/ major purchased food

The food purchased by the communities were oil, rice and sugar. The observed price for Sugar for the month of January was Ksh77, rice Ksh72 and oil Ksh128.

### 3.5.1 Income



Source: ALRMP sample site. Total Sample size (N) 416HH

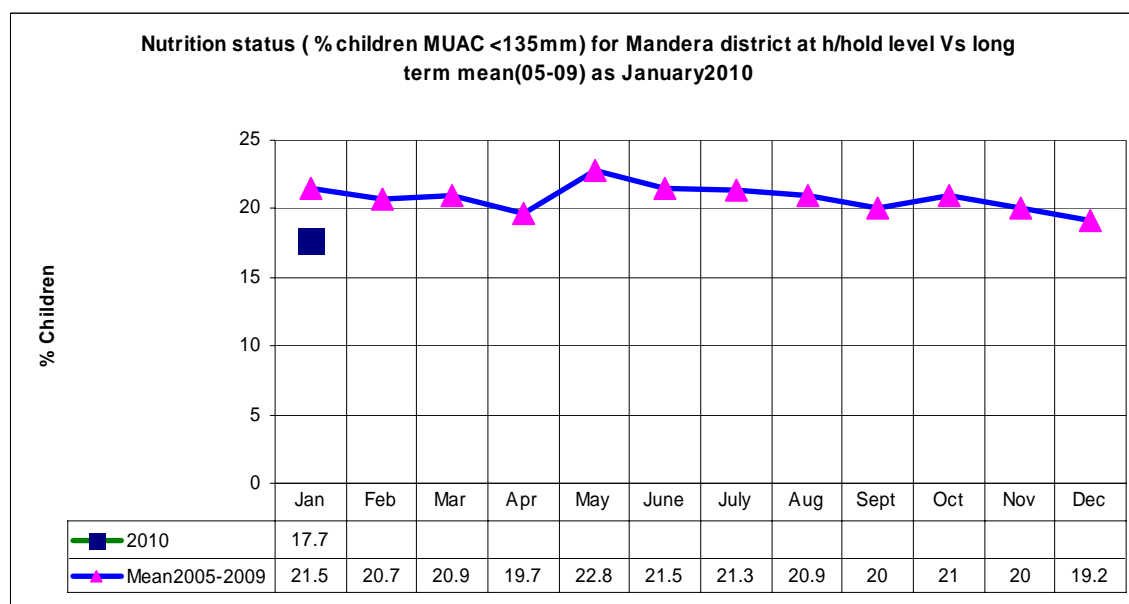
The main source of income for all livelihoods for the month under review was sales of livestock and casual labour. The sales rate of camel, cattle, sheep and goats were on average.

### 3.5.2 Casual labour

The average daily wage from sampled divisions was Ksh208 but from general observations it ranges between Ksh200 to 250 per day. Compared to the preceding month, the average daily wage increased by Ksh5. The highest average income was noted in Agro-pastoral followed by irrigated cropping zones and pastoral all species.

## 4.0 Human welfare indicators (utilisation of food)

### 4.1 Nutrition status



**: Total No of Children: 1,912.**

The nutrition status of children below 5 years declined slightly during the month of January, with the percentage of those rated at risk of malnutrition rising to 17.7% compared to 17.4 last month. Simbir Fatuma division reported the highest rate at 19.0% while lowest was in Fino division at 16.1%.

### 4.2 Human health

There were no human disease outbreaks reported during the month under review.

## 5.0 Current interventions

### 5.1 Non-food aid

ALRMP and M OW&I are conducting water trucking in water stress areas of Mandera West, North and central districts.

### 5.2 Food aid

- Supplementary feeding by Save the Children (UK) and Islamic Relief.
- Distribution of relief food by WFP & COCOP with total beneficiaries of 109,664 persons for the month of January.

- Blanket Supplementary feeding by World Food Programme(WFP) through Islamic Relief and Save the Children (UK) with total beneficiaries of **79,724** for larger district

### **5.3 Other coping strategies**

The coping strategies include;

- Reliance on relief food and supplementary feeding for vulnerable groups.
- Causal work for the Agro-pastorals & pastorals.
- Sharing of relief food with pastoral relatives.

### **6.0 Recommendations to DSG and KFSM**

- Vaccination and mass treatment of CCPP in the entire district -*Action –DVOs and other Actors.*
- Supplementary feeding to continue so as to reduce the malnutrition- Action MOH, Islamic Relief and Save the Children (UK).
- Conduct RAT Assessment to examine the performance of short rains in the larger districts- Action-DSGs Mandera West, East and Central.
- Water trucking to centres with acute water stress -Action-DVOs-Mandera West, North, Central, Arid lands and other Actors.
- Provision of adequate drugs at rural dispensaries and health centre and provision of treated nets to poor households -Action Ministry of Public Health and Sanitation, KRCS, and other actors.
- Collect blood samples to identify the mysterious camel disease reported in Mandera west district.-Action DVO Mandera West.