



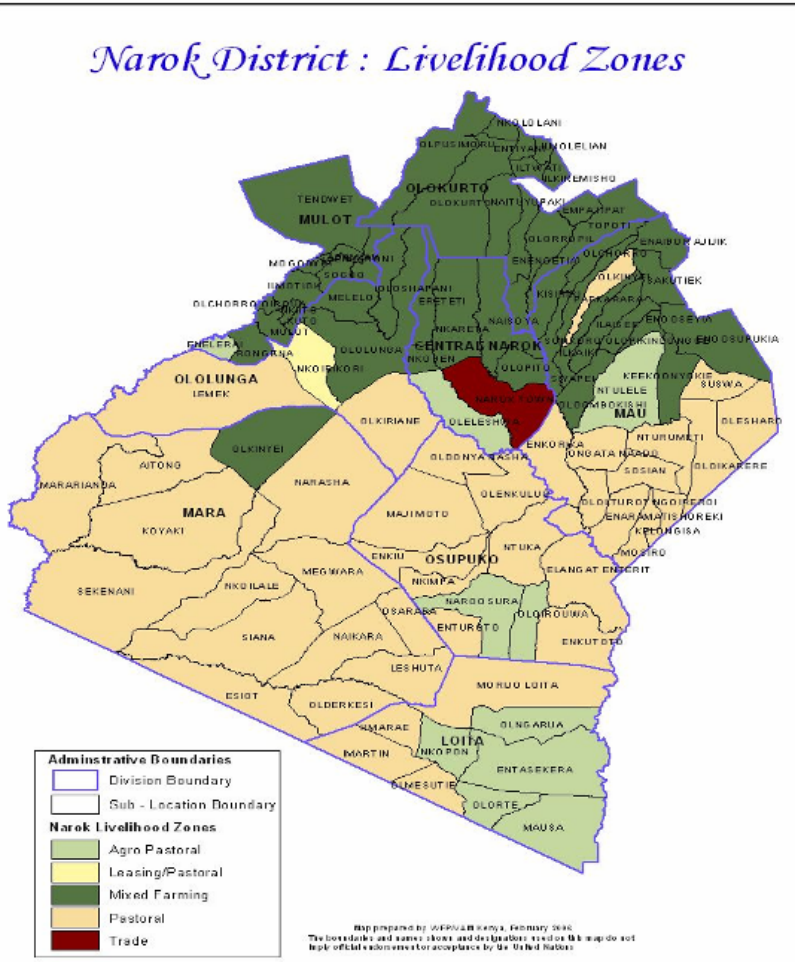
**OFFICE OF THE PRIME MINISTER
MINISTRY OF STATE FOR DEVELOPMENT OF NORTHERN KENYA AND OTHER ARID LANDS
ARID LANDS RESOURCE MANAGEMENT PROJECT**

DROUGHT MONITORING BULLETIN , JUNE 2010

Narok District

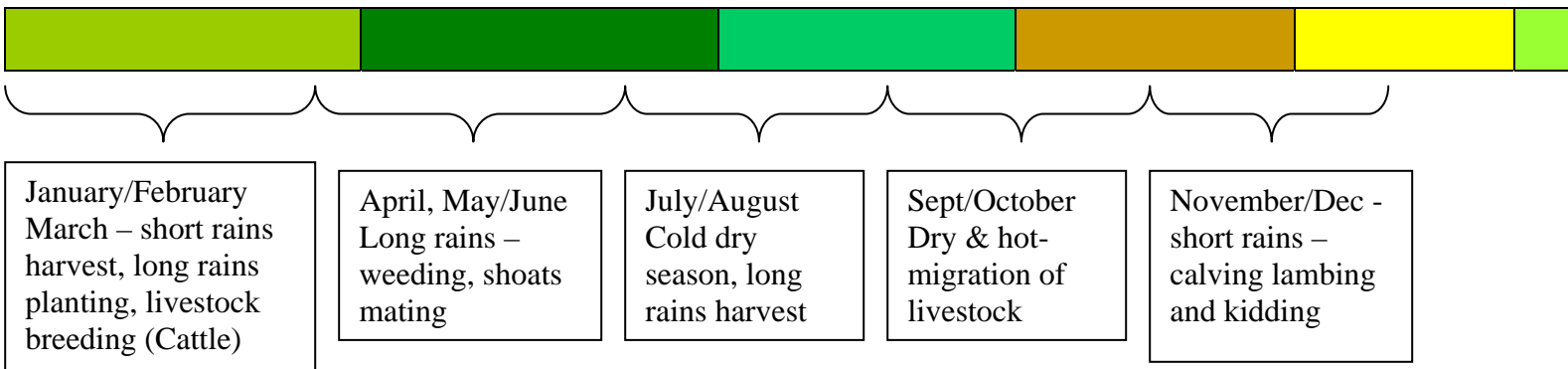
Warning Stages

Narok District : Livelihood Zones



Livelihood Zone	Warning Stage	Trend
Agro Pastoral	Normal	Stable
Entasekera, Naroosura, Suswa		
Mixed Farming	Normal	Stable
Nairragi-Enkare, Mulot		
Pastoral	Normal	Stable
Olmesutie, Ntuka, Mosiro, Oletukat		
Leasing/Pastoral	Normal	Stable
Lemek, Ololulunga,		
Pastoral Tourism	Normal	Stable
Koyiaki		

Seasonal calendar



Situation overview

- Rainfall performance has continued to decline during the reporting month both in spatial distribution and intensity.
- On average 22.7mm of rains were received during the reporting period compared to 46mm last month.
- Pasture condition remained good both in quality and quantity due to the prevailing weather conditions in the district. There was however some slight decline in quality especially in the lower rangelands where weather conditions have been quite hot and dry.
- Water conditions also remained good during the month with some pans still filled to capacity.
- Distances to and from water sources for livestock and domestic use remained within the previous month's ranges of 2-3km. this has been a positive aspect of the enhanced rains in both districts.
- The main sources of water during the review period remained dams, major rivers, boreholes, springs/wells and runoff water harvesting.
- Livestock body conditions continued to improve remarkably due to improved pasture conditions. This impacted positively on the livelihoods through improving prices of livestock and increased milk production
- The crops condition was good and stable. Maize crop is now being eaten as green and also the bean crop is almost at the harvesting stage.
- The wheat crop was also good and farmers are expecting a good harvest following the good performance of the rains throughout the district. Some farmers started harvesting, especially in the southern part of Narok.
- The main concern with the farmers however remained low prices due to the removal of tax on import of the same product during the fiscal years' budget by the government.
- Apart from a few cases of ECF, CCPP, sheep and goat pox and enterotoxaemia in the lower parts of Mau, Central and Osupuko division, there were cases of FMD especially in areas of Loita, Mara and parts of Osupuko.
- Milk availability remained good but is still far below normal due to the low calving rates.
- Livestock prices increased from ksh17,000 last month to an average of Ksh18,000 during the reporting period. This impacted positively on the household food security. This was mainly attributed to an improved body condition and a reduction in volumes offered for sale.
- The shoats prices increased during the reporting period. On average goat prices have increased to 2,000 compared to Ksh1,400 last month. Sheep prices also increased from Ksh1,700 to Ksh. 1,900.00 during the reporting period. These changes were attributed to an improved body condition and better terms of trade in the market for the traders.
- Prices of cereals remained within the previous month's rates with maize selling at 25.00 while legumes are selling at an average of Ksh. 50.00 per kilo. This is compared to Ksh. 30.00 and Ksh. 58.00 respectively in April.
- There was an increase in cases of common cold, especially towards the end of the month as well as an upsurge in malaria related illnesses.
- Cases of insecurity continued to be reported in the same area of Loita division this was in form of banditry along the market routs. This is also likely to impact negatively to the food security situation.
- The nutritional status of children less than five years improved compared to the previous reporting period. On average 17.6% of 740 children sampled measuring below 135mm of the MUAC. This is in comparison to 18% of 900 sampled last month.
- The district is currently on the normal stage in terms of food security and the trend is stable.

Recommendation to DSG and KFSM

- Good storage methods should be promoted to enable farmers benefit from the good crop of both cereals and legumes expected during the long rains harvesting
- Promotion of rain water harvesting in the two districts should be upscaled to take advantage of the prevailing rains.
- Livestock diseases surveillance needs to be strengthened to control further spread of the notifiable diseases such as FMD and enterotoxaemia which has been reported in Osupuko, mara, Loita and Ololulunga divisions.
- Support to market information systems should be strengthened to ensure farmers get fair prices for the produce. This is for both livestock and crop farmers.
- Promotion of tree planting and environmental conservation measures should also be upscaled to take advantage of the prevailing weather conditions.

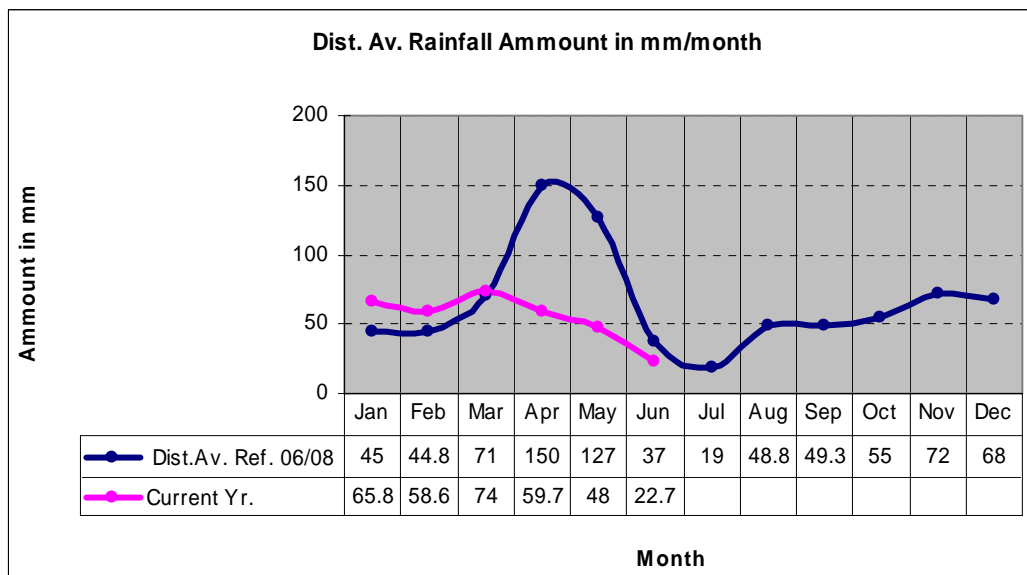
Ongoing/recent interventions

- Distribution of trachoma prevention drugs and eye treatments by the OEU
- Deworming and Vitamin A supplementation through the Ministry of Health (M.O.H)
- Protection and development of Loita Engilata springs (ALRMP II, M.W&I, W.R.M.A)
- tree planting exercises by various groups supported by ALRMP II and K.F.S.
- MoH, Operation Eye Sight International is currently drilling more boreholes in its district wide trachoma eradication programme.
- World Vision, World Concern, APHIAII, Kenya Red cross and other institutions are supplementing the GoK activities in provision of water and capacity building support in various divisions.

1.0 Environmental indicators (stability)

1.1 Rainfall

The district is currently at the normal stage in terms of food security and the trend is stable. Rainfall performance has continued to decline during the reporting month both in spatial distribution and intensity. On average 22.7mm of rains were received during the reporting period compared to 46mm last month.



Source ALRMP II EWS

1.2 Condition of natural vegetation and pasture

Pasture and browse condition remained good in most parts of the district this is both in terms of quality and quantity.

1.3 Water sources and availability

- Several pans and dams compounded enough water for livestock as well as for domestic use thereby reducing the distances. The volumes might however not hold for long as they seem to dry up fast.
- The main sources of water for the last month remained as catchment pools, dams major rivers and seasonal streams and springs/wells. The distances to and from watering points have however reduced remarkably following the recent showers of rainfall during the month. Currently an average of 2-4 Kms for livestock as well as for domestic use. At present the distances to the watering points are considered normal during this time of the year.
- The relief from the long distances will positively impact on the food security situation. As people put their time into more economically important activities including attending to their farms and other domestic chores.

The table below indicates water sources and percentage of households using them, compared to a normal situation.

Water source	1	2	3	4	Others
% Of h/holds depending on the source	25	30	15	8	2
% Of h/holds normally depending on source	25	50	15	8	2

1. Natural rivers 2. Catchment pools/dams 3. Constructed shallow wells/functional 4. Boreholes (functional)

1.3.1 Average distances (kms) to water sources

From an average of 10-15 Km travelled in October/November the distances have reduced to an average of 2-4 Km for both livestock and domestic use. This is impacting positively to the food security situation as the extra time is spent on other economic activities such as farming and tending for the young ones and the vulnerable

The table below indicates average distances to water sources compared to normal situation

Water sources	1	2	3	4	Others
Average Kms to the source	4	3	5	8	4
Normal Kms to the source	4	3	5	8	2

1. Traditional rivers/wells 2. Catchment pools/dams 3. Constructed shallow wells/functional 4. Boreholes (functional)

1.4 Emerging issues

1.4.1 Insecurity/conflicts

Cases of insecurity have been reported in the area of Loita division this was in form of banditry along the market routes. This is likely to impact negatively to the food security situation.

1.4.2 Human Migration/displacement

No major movement of humans was reported during the review period. Cases of a few people moving into the district in search of casual labour and charcoal burning. This is also normal during this time of the year

2.0 Rural economy indicators (Food availability)

2.1 Livestock production

2.1.1 Livestock body condition

Livestock body conditions have continued to improve remarkably due to improved pasture conditions. This is impacting positively on the livelihoods through improving prices of livestock and increased milk production. This impacted positively to the food security situation.

2.1.2 Livestock health (in terms of diseases affecting all species)

Suspected cases of FMD, CBPP, ECF were reported in areas of Loita, Mara, Osupuko and Mosiro. The department of livestock production veterinary is closely monitoring the situation.

2.1.3 Milk production

Milk production continued to improve and is likely to increase given the prevailing weather conditions. This is however below normal due to relatively low calving rates.

2.2 Crop production

2.2.1 Timeliness and status of various crop production activities

- The crop condition was good for all varieties with maize now being harvested as green and beans also being used as green. The crop of wheat was also doing well and farmers are expecting a bumper harvest.

- The horticultural crops in the irrigation schemes of Mosiro and Naroosura are also doing well and the prices are good. Tomatoes are selling at an average of 3,000.00 compared to a low of 1,500 in January. This impacted positively on the food security situation.

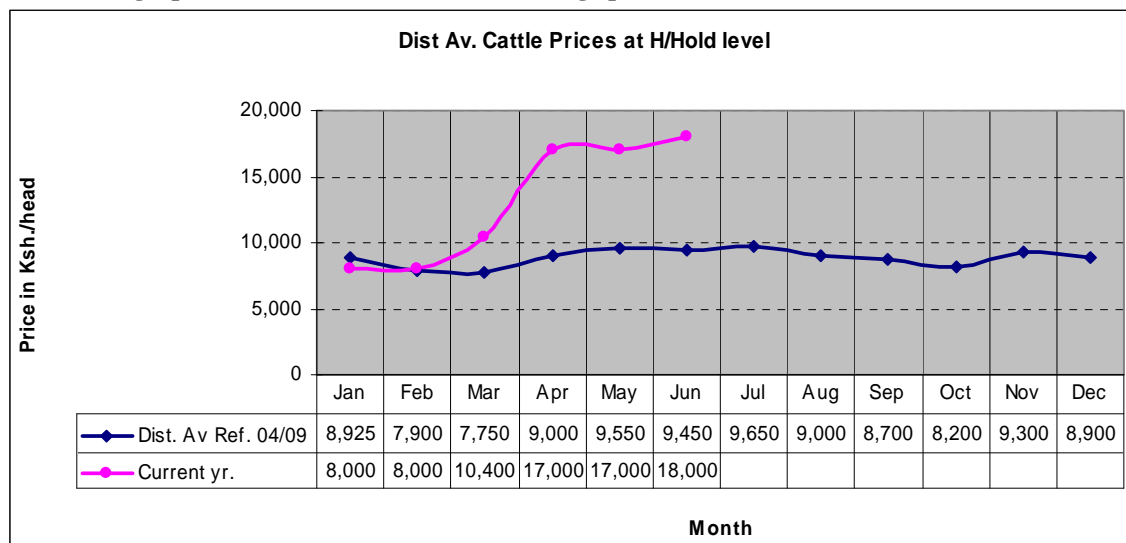
3.0 Access to food

3.1 Livestock marketing

3.1.1 Cattle prices

Livestock prices increased from Ksh17,000 last month to an average of Ksh18,000 during the reporting period. This impacted positively on the household food security. This was mainly attributed to an improved body condition and a reduction in volumes offered for sale.

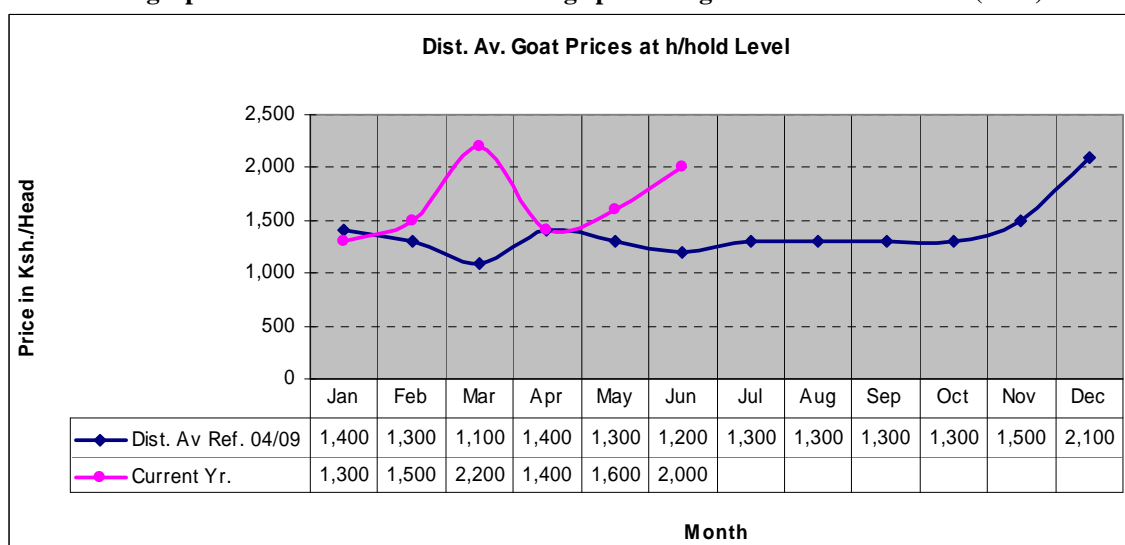
The graph below shows district cattle average prices in Ksh. At the household level



Source EWS (ALRMP II)

3.1.2 Goats prices

The graph below shows the district average prices of goats at the h/hold level (Ksh.)



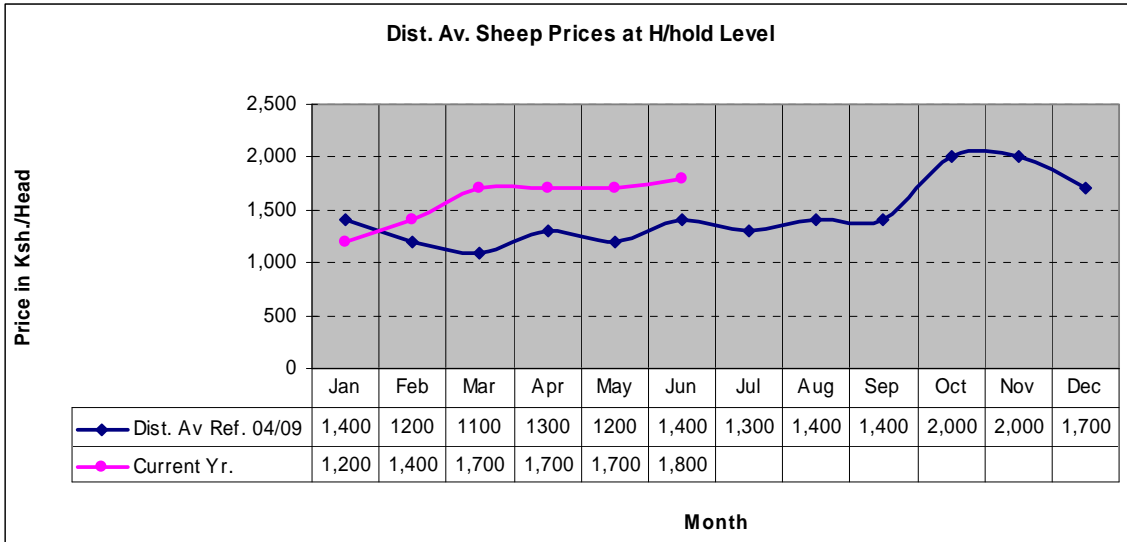
Source ALRMP II EWS

The shoats prices have increased during the reporting period. On average goat prices have increased to 2,000 compared to Ksh. 1,400.00 last month. This was attributed to an improved body condition and is impacting positively to the households' food security.

3.1.3 Sheep prices

Sheep prices also increased from Ksh1,700 to Ksh. 1,900 during the reporting period. This was attributed to a good body condition. This impacted positively on the food security situation at the households level.

The graph below shows the district average prices for sheep at the household level (Ksh.)



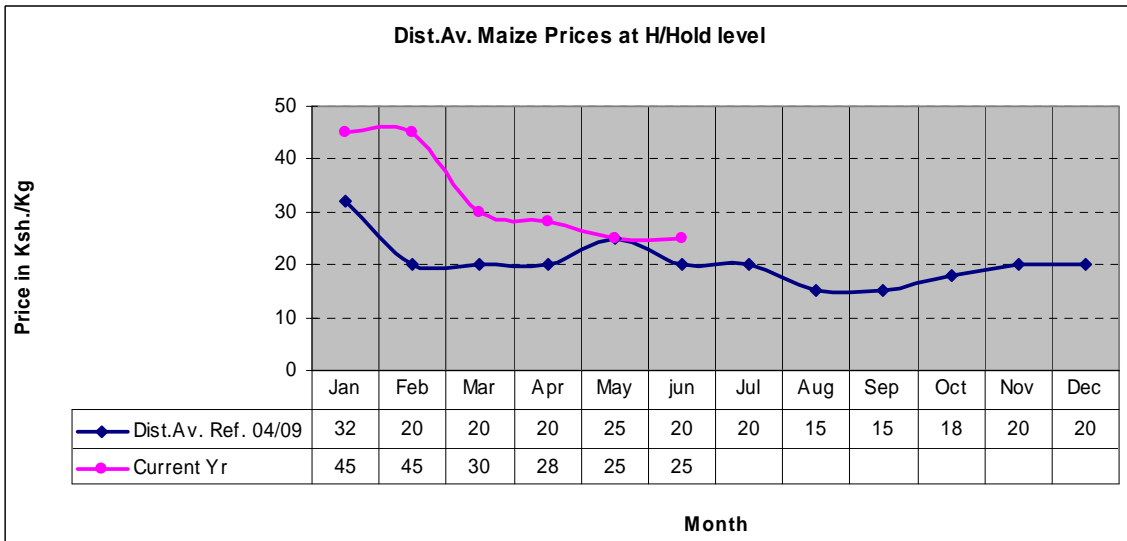
Source ALRMP II EWS

3.2 Food prices

3.2.1 Maize prices

Prices of cereals have remained within the previous month's rates with maize selling at Ksh25. This impacted positively on the food security situation.

The graph below shows the average district maize prices at the household level (Ksh./Kg)

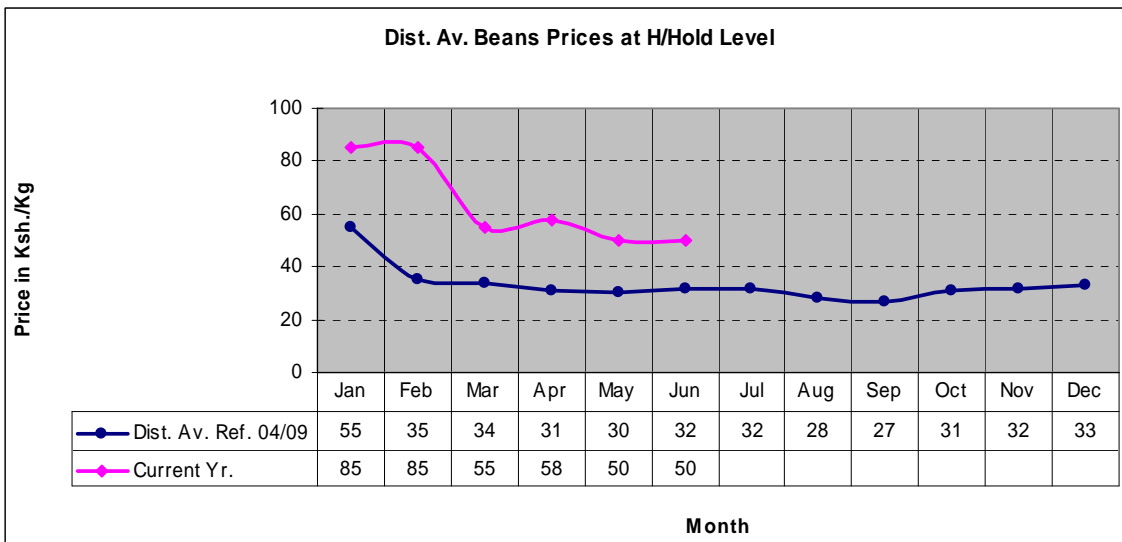


Source ALRMP II EWS

3.2.2 Beans prices

Beans prices have also remained the same as for last month. Selling at an average of Ksh. 50.00 per Kg. This was mainly due to an increase in production and availability of the same at the household level. This impacted positively on the food security situation in the district.

The graph below shows district average beans prices at the household level (Ksh /kg)

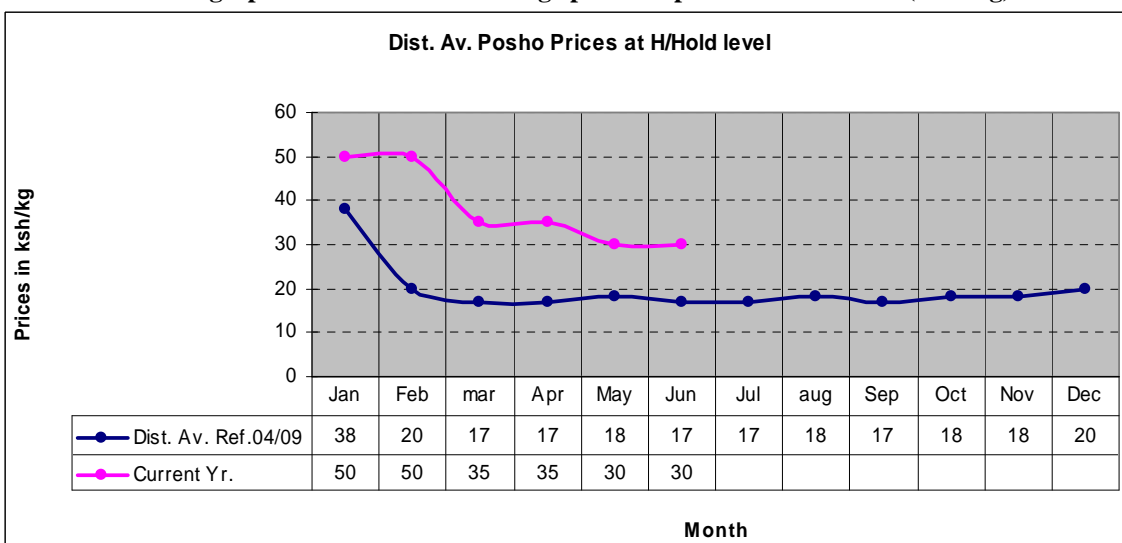


Source ALRMP II EWS

3.2.3 Posho prices

Posho prices dropped slightly during the reporting period. On average a kilo of posho sold at Ksh30.compared to Ksh35 in April. The prices are likely to come further down due to an increase in food availability at the household level.

The graph below shows the average prices of posho at the district (Ksh/Kg)



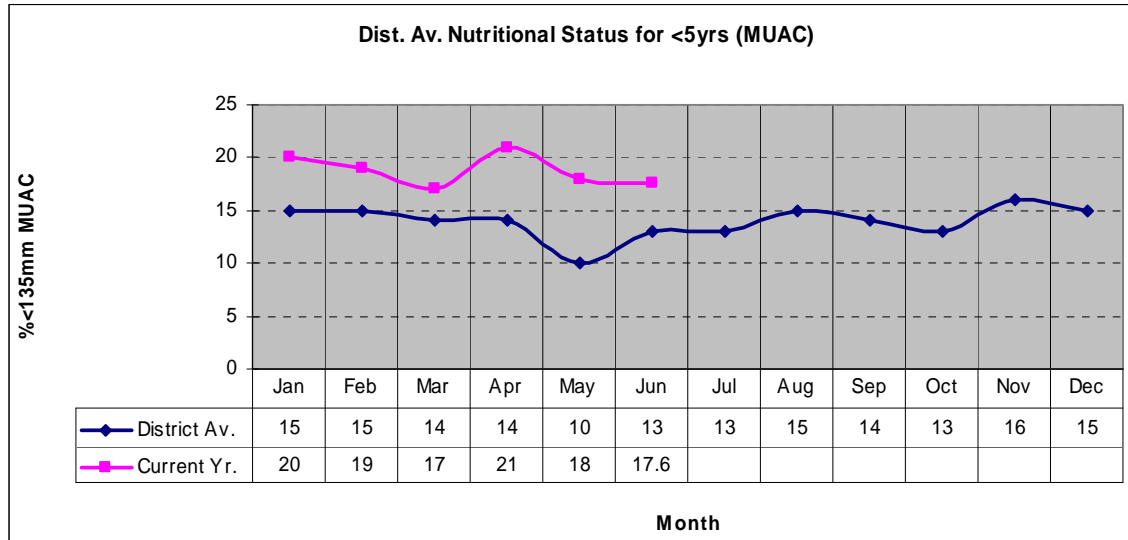
Source ALRMP II EWS

4.0 Human welfare indicators

4.1 Nutrition status

The nutritional status of children less than five years improved compared to the previous reporting period. On average 17.6% of 740 children sampled measuring below 135mm of the MUAC. This is in comparison to 18% of 900 sampled last month. The situation is likely to improve further as the food security situation is likely to get better

The graph below shows the MUAC malnutrition rates (% <135mm)



4.2 Human health

There was a slight increase in cases of common cold especially towards the end of the month as well as for suspected pneumonia related illnesses.

5.0 Ongoing/recent interventions

- Distribution of trachoma prevention drugs and eye treatments by the OEU
- Deworming and Vitamin A supplementation through the Ministry of Health (M.O.H)
- Protection and development of Loita Engilata springs (ALRMP II, M.W&I, W.R.M.A)
- tree planting exercises by various groups supported by ALRMP II and K.F.S.
- MoH, Operation Eye Sight International is currently drilling more boreholes in its district wide trachoma eradication programme.
- World Vision, World Concern, APHIAII, Kenya Red cross and other institutions are supplementing the GoK activities in provision of water and capacity building support in various divisions.

6.0 Recommendation to DSG and KFSM

- Good storage methods should be promoted to enable farmers benefit from the good crop of both cereals and legumes expected during the long rains harvesting
- Promotion of rain water harvesting in the two districts should be upscaled to take advantage of the prevailing rains.
- Livestock diseases surveillance needs to be strengthened to control further spread of the notifiable diseases such as FMD and enterotoxaemia which has been reported in Osupuko, mara, Loita and Ololulunga divisions.

- Support to market information systems should be strengthened to ensure farmers get fair prices for the produce. This is for both livestock and crop farmers.
- Promotion of tree planting and environmental conservation measures should also be upscaled to take advantage of the prevailing weather conditions.